



24th Summer
School on
PARALLEL
COMPUTING

MPI Virtual Topologies

Massimiliano Guarrasi, Andrew Emerson, Giusy Muscianisi, Luca Ferraro -
m.guarrasi@ Cineca.it
SuperComputing Applications and Innovation Department





Outline

- Virtual topology: definition
- MPI supported topologies:
 - Cartesian
 - How to create
 - Cartesian mapping function
 - Cartesian partitioning
 - Graph



Virtual Topology

- **Topology:**
 - extra, optional attribute that can be given to an intra-communicator; topologies cannot be added to inter-communicators.
 - can provide a convenient naming mechanism for the processes of a group (within a communicator), and additionally, may assist the runtime system in mapping the processes onto hardware.
- **A process group in MPI is a collection of n processes:**
 - each process in the group is assigned a rank between 0 and $n-1$.
 - in many parallel applications a linear ranking of processes does not adequately reflect the logical communication pattern of the processes (which is usually determined by the underlying problem geometry and the numerical algorithm used).

Diapositiva 3

gm11

slide 2-3-4-5 potrebbero sostituire la 6 e la 7 (messe nascoste attualmente).
ho messo solo qualche info in più, presa dal manuale di mpi
gmuscianisi; 08/05/2013

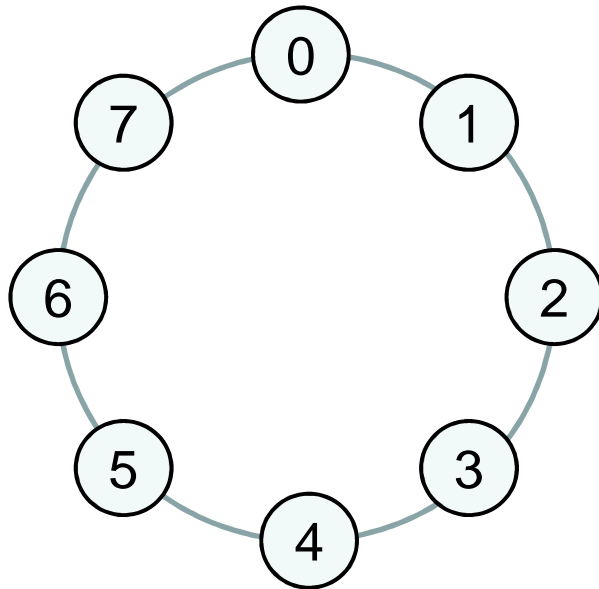


Virtual Topology

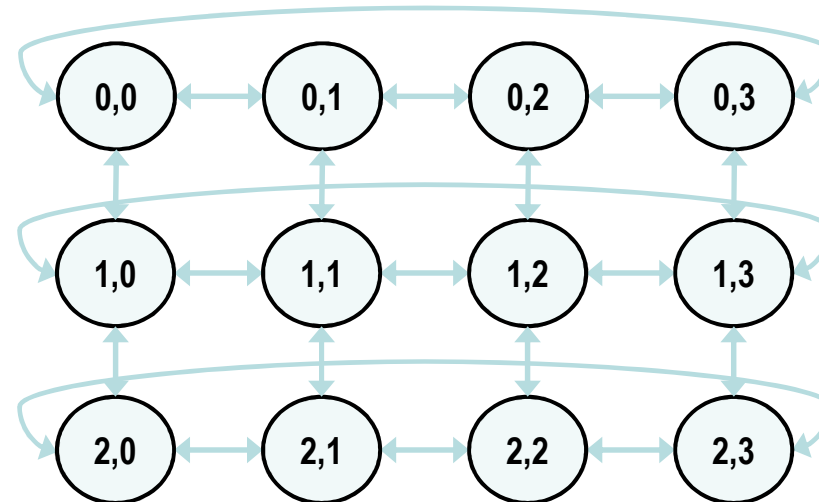
- **Virtual topology:**
 - logical process arrangement in topological patterns such as 2D or 3D grid; more generally, the logical process arrangement is described by a graph.
- **Virtual process topology .vs. topology of the underlying, physical hardware:**
 - virtual topology can be exploited by the system in the assignment of processes to physical processors, if this helps to improve the communication performance on a given machine.
 - the description of the virtual topology depends only on the application, and is machine-independent.



Virtual Topology - Examples



RING



**2D-GRID WITH
PERIODIC
BOUNDARY
CONDITIONS**



MPI Supported Topologies

- Cartesian
- Graph
- Distributed graph

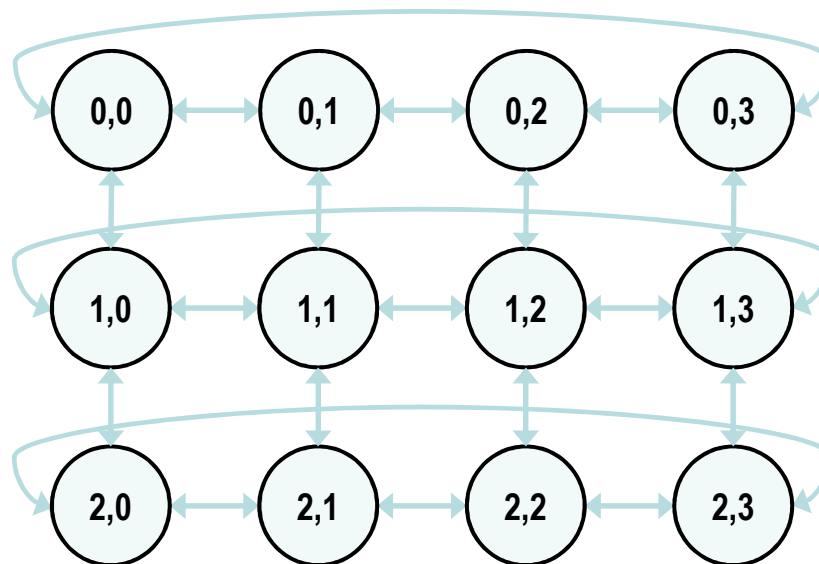
Note: Topology information is associated with communicators



Cartesian Topology

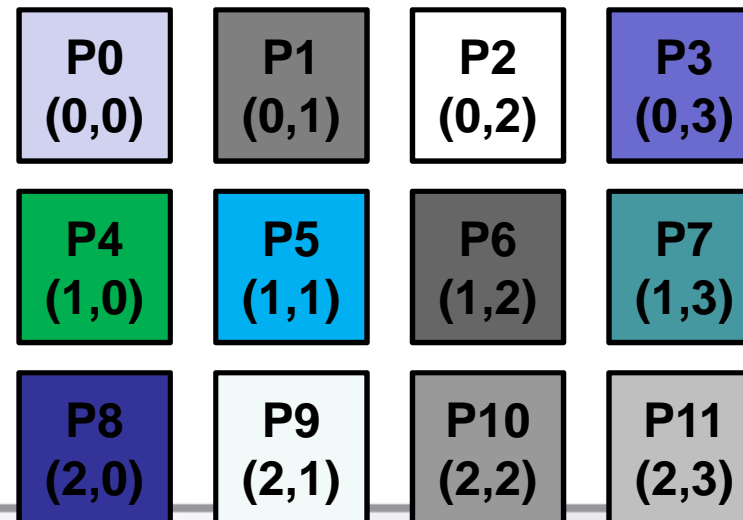

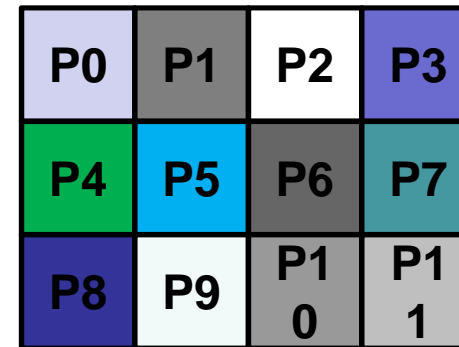

A grid of processes is easily described with a cartesian topology:

- each process can be identified by cartesian coordinates
- periodicity can be selected for each direction
- communications are performed along grid dimensions only





Example: 2D Domain decomposition





Cartesian Constructor

```
MPI_CART_CREATE(comm_old, ndims, dims, periods, reorder,  
comm_cart)
```

```
IN comm_old: input communicator (handle)  
IN ndims: number of dimensions of Cartesian grid (integer)  
IN dims: integer array of size ndims specifying the number of  
         processes in each dimension  
IN periods: logical array of size ndims specifying whether the  
            grid is periodic (true) or not (false) in each dimension  
IN reorder: ranking may be reordered (true) or not (false)  
OUT comm_cart: communicator with new Cartesian topology (handle)
```

- Returns a handle to a new communicator to which the Cartesian topology information is attached.
- Reorder:
 - false: the rank of each process in the new group is identical to its reank in the old group.
 - True: the processes may be reordered, possibly so as to choose a good embedding of the virtual topology onto physical machine.
- If cart has less processes than starting communicator, left over processes have MPI_COMM_NULL as return



How to create a Cartesian Topology

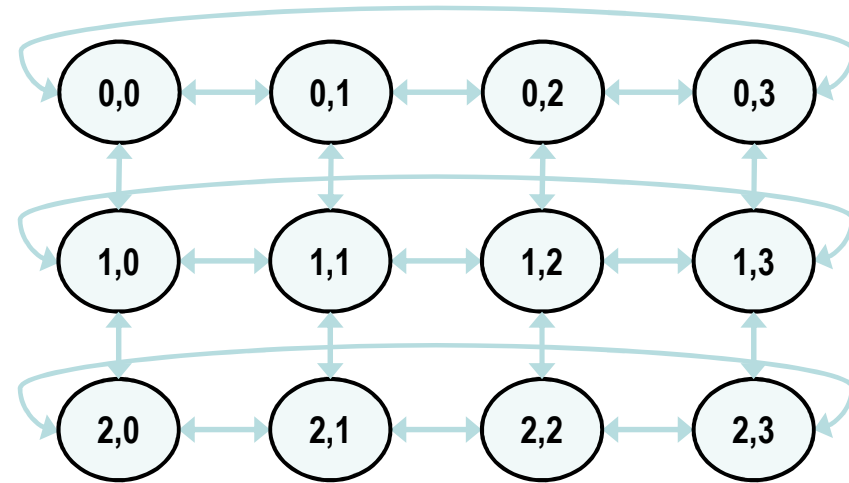
```
#include <mpi.h>

int main(int argc, char *argv[])
{

    MPI_Comm cart_comm;
    int dim[] = {4, 3};
    int period[] = {1, 0};
    int reorder = 0;

    MPI_Init(&argc, &argv);

    MPI_Cart_create(MPI_COMM_WORLD, 2, dim, period, reorder,
                   &cart_comm);
    ...
}
```





Cartesian Topology Utilities

- **MPI_Dims_Create:**
 - compute optimal balanced distribution of processes per coordinate direction with respect to:
 - a given dimensionality
 - the number of processes in a group
 - optional constraints
- **MPI_Cart_coords:**
 - given a rank, returns process's coordinates
- **MPI_Cart_rank:**
 - given process's coordinates, returns the rank
- **MPI_Cart_shift:**
 - get source and destination rank ids in SendRecv operations



Binding of `MPI_Dims_create`

`MPI_DIMS_CREATE(nnodes, ndims, dims)`

IN `nnodes`: number of nodes in a grid (integer)

IN `ndims`: number of Cartesian dimensions (integer)

IN/OUT `dims`: integer array of size `ndims` specifying the number of nodes in each dimension

- Help user to select a balanced distribution of processes per coordinate direction, depending on the number of processes in the group to be balanced and optional constraints that can be specified by the user
- if `dims[i]` is set to a positive number, the routine will not modify the number of nodes in that `i` dimension
- negative value of `dims[i]` are erroneous



IN / OUT of “dims”

MPI_DIMS_CREATE(nnodes, ndims, dims)

IN nnodes: number of nodes in a grid (integer)

IN ndims: number of Cartesian dimensions (integer)

IN/OUT dims: integer array of size ndims specifying the number of nodes in each dimension

dims before call	Function call	dims on return
(0, 0)	MPI_DIMS_CREATE(6, 2, dims)	(3, 2)
(0, 0)	MPI_DIMS_CREATE(7, 2, dims)	(7, 1)
(0, 3, 0)	MPI_DIMS_CREATE(6, 3, dims)	(2, 3, 1)
(0, 3, 0)	MPI_DIMS_CREATE(7, 2, dims)	erroneous call



Using MPI_Dims_create

```
MPI_Comm_size(MPI_COMM_WORLD, &nprocs);

int dim[3];
dim[0] = 0; // let MPI arrange
dim[1] = 0; // let MPI arrange
dim[2] = 3; // I want exactly 3 planes

MPI_Dims_create(nprocs, 3, dim);

if (dim[0]*dim[1]*dim[2] < nprocs) {
    fprintf(stderr, "WARNING: some processes are not in use!\n")
}

int period[] = {1, 1, 0};
int reorder = 0;

MPI_Cart_create(MPI_COMM_WORLD, 3, dim, period, reorder, &cube_comm);

...
```



Coordinate -> Rank: `MPI_Cart_rank`

`MPI_CART_RANK(comm, coords, rank)`

IN `comm`: communicator with Cartesian structure

IN `coords`: integer array (of size `ndims`) specifying the Cartesian coordinates of a process

OUT `rank`: rank of specified process

- translation of the logical process coordinates to process ranks as they are used by the point-to-point routines
- if dimension `i` is periodic, when `i`-th coordinate is out of range, it is shifted back to the interval $0 < \text{coords}(i) < \text{dims}(i)$ automatically
- out-of-range coordinates are erroneous for non-periodic dimensions



Mapping: old and new ranks

```
// buffer to collect MPI_COMM_WORLD rank ids in new cartesian rank sorting
int *world_ranks = (int *) malloc (nprocs, sizeof(int));

int oldrank;
MPI_Comm_rank(MPI_COMM_WORLD, &oldrank);

MPI_Cart_create(MPI_COMM_WORLD, 2, dim, period, 1, &cart_comm);

// indexing sorting is now performed on rank id of comm_cart communicator
MPI_Gather(&oldrank, 1, MPI_INT, world_ranks, 1, MPI_INT, 0, comm_cart);

if (oldrank == 0) {
    for (int i=0; i<dim[0]; i++) {
        for (int j=0; j<dim[1]; j++) {
            int new_rank;
            int coords[2]; coords[0]=i; coords[1]=j;
            MPI_Cart_rank(cart_comm, coords, &new_rank);

            printf("( [%d, %d] ) ", new_rank, world_ranks[new_rank]);
        }; printf("\n");
    }
}
```



Rank -> Coordinate: `MPI_Cart_coords`

`MPI_CART_COORDS(comm, rank, maxdim, coords)`

IN `comm`: communicator with Cartesian structure

IN `rank`: rank of a process within group of `comm`

IN `maxdims`: length of vector `coords` in the calling program

OUT `coords`: integer array (of size `ndims`) containing the Cartesian coordinates of specified process

- For each MPI process in Cartesian communicator, the coordinate within the cartesian topology are returned



Usage of MPI_Cart_coords

```
. . .
ndim = (int*)calloc(dim,sizeof(int));
ndim[0] = row; ndim[1] = col;

period = (int*)calloc(dim,sizeof(int));
period[0] = period[1] = 0;

reorder = 0;

// 2D grid creation
MPI_Cart_Create(MPI_COMM_WORLD,dim,ndim,period,reorder, &comm_grid);
MPI_Comm_rank(comm_grid,&menum_grid);

// Coordinate of each mpi rank within the cartesian communicator
MPI_Cart_coords(comm_grid,menum,dim,coordinate);

printf("Procs %d coordinates in 2D grid (%d,%d)
      \n",menum,*coordinate,*coordinate+1);
```

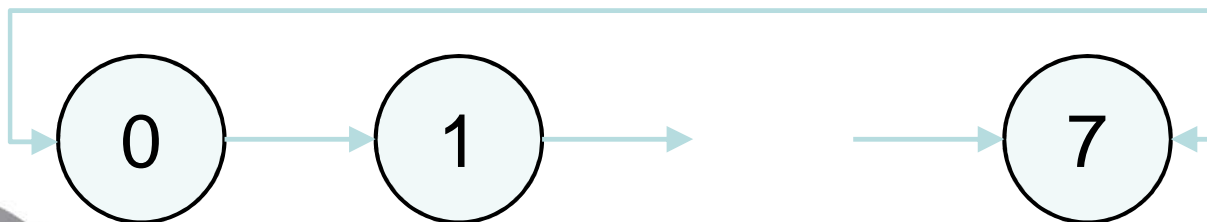
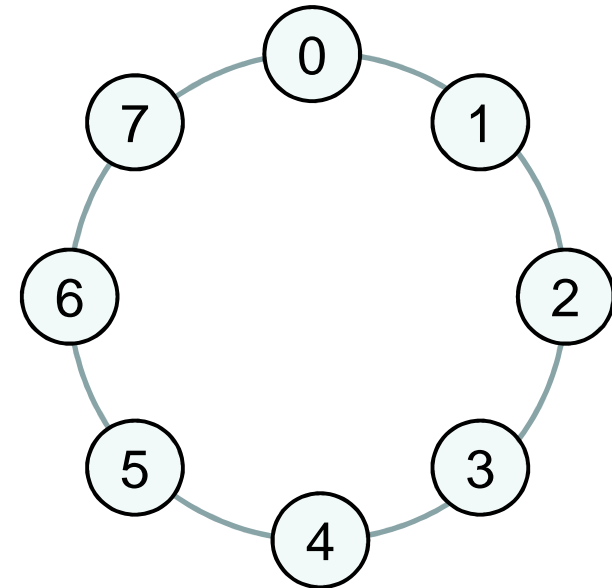


Circular Shift: a 1D Cartesian Topology

Circular shift is another typical MPI communication pattern:

- each process communicates only with its neighbours along one direction
- periodic boundary conditions can be set for letting first and last processes participate in the communication

such a pattern is nothing more than a 1D cartesian grid topology with optional periodicity





Sendrecv with Cartesian Topologies: MPI_Cart_shift

```
MPI_CART_SHIFT(comm, direction, disp, rank_source, rank_dest)
```

IN comm: communicator with Cartesian structure

IN direction: coordinate dimension of shift

IN disp: displacement (>0: upwards shift; <0: downwards shift)

OUT rank_source: rank of source process

OUT rank_dest: rank of destination process

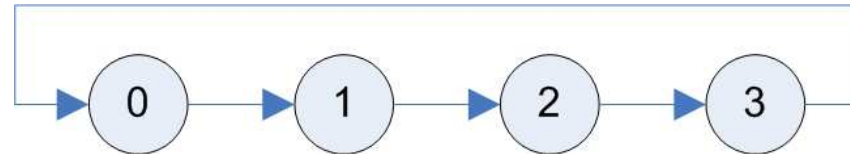
- Depending on the periodicity of the Cartesian group in the specified coordinate direction, MPI_CART_SHIFT provides the identifiers for a circular or an end-o shift.
- In the case of an end-o shift, the value **MPI_PROC_NULL** may be returned in rank_source or rank_dest, indicating that the source or the destination for the shift is out of range.
- provides the calling process the ranks of source and destination processes for an MPI_SENDRECV with respect to a specified coordinate direction and step size of the shift



Sendrecv with 1D Cartesian Topologies

...

```
int dim[1],period[1];  
dim[0] = nprocs;  
period[0] = 1;  
MPI_Comm ring_comm;
```



```
MPI_Cart_create(MPI_COMM_WORLD, 1, dim, period, 0, &ring_comm);
```

```
int source, dest;
```

```
MPI_Cart_shift(ring_comm, 0, 1, &source, &dest);
```

```
MPI_Sendrecv(right_boundary, n, MPI_INT, dest, rtag,  
             left_boundary, n, MPI_INT, source, ltag,  
             ring_comm, &status);
```

...



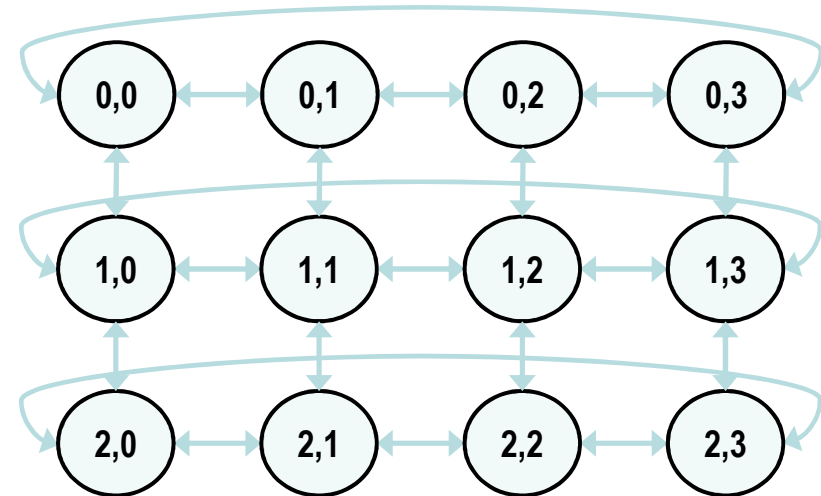
Sendrecv with 2D Cartesian Topologies

...

```
int dim[] = {4, 3};  
int period[] = {1, 0};  
MPI_Comm grid_comm;
```

```
MPI_Cart_create(MPI_COMM_WORLD, 2,  
               dim, period, 0, &grid_comm);
```

```
int source, dest;  
for (int dimension = 0; dimension < 2; dimension++) {  
    for (int versus = -1; versus < 2; versus+=2;) {  
        MPI_Cart_shift(ring_comm, dimension, versus, &source, &dest);  
        MPI_Sendrecv(buffer, n, MPI_INT, source, stag,  
                    buffer, n, MPI_INT, dest, dtag,  
                    grid_comm, &status);  
    }  
}
```





Partitioning of Cartesian Structures

- It is often useful to partition a cartesian communicator into subgroups that form lower dimensional cartesian subgrids
 - new communicators are derived
 - lower dimensional communicators cannot communicate among them
 - unless inter-communicator are used



Binding of MPI_Cart_sub

MPI_CART_SUB(comm, remain_dims, newcomm)

IN comm: communicator with Cartesian structure

IN remain_dims: the i-th entry of remain_dims specifies whether the i-th dimension is kept in the subgrid (true) or is dropped (false) (logical vector)

OUT newcomm: communicator containing the subgrid that includes the calling process

```
int dim[] = {2, 3, 4};
```

```
int remain_dims[] = {1, 0, 1}; // 3 comm with 2x4 processes 2D  
grid
```

```
...
```

```
int remain_dims[] = {0, 0, 1}; // 6 comm with 4 processes 1D  
topology
```



News from MPI-3.x

MPI-3.0 introduces more functionalities for topologies:

- neighbor collective communications
 - enables optimizations in the MPI library because the communication pattern is known statically
 - the implementation can compute optimized message schedules during creation of the topology

`MPI_NEIGHBOR_ALL(GATHER[V] | TOALL[V])`

- non-blocking collective communications:
 - semantic similar to non-blocking point-to-point

`MPI_INEIGHBOR_ALL(GATHER[V] | TOALL[V])`



QUESTIONS ???