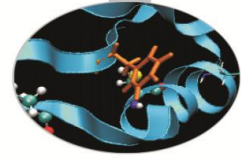


# HPC Architectures – past ,present and emerging trends

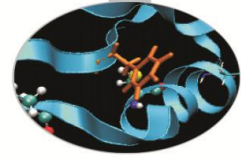
Andrew Emerson, Cineca  
a.emerson@cineca.it

# Agenda




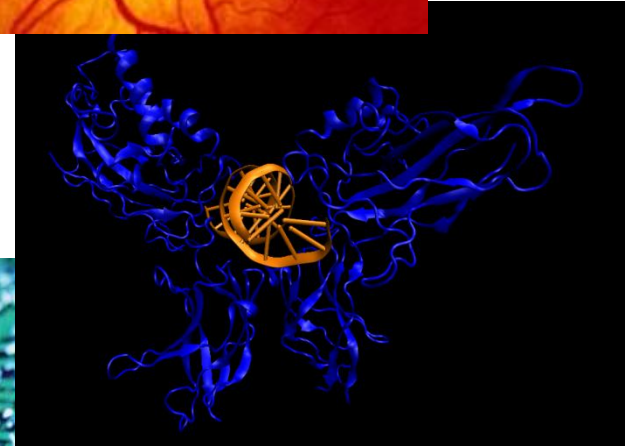
- Computational Science
- Trends in HPC technology
- Trends in HPC programming
  - Massive parallelism
  - Accelerators
  - The scaling problem
- Future trends
  - Memory and accelerator advances
  - Monitoring energy efficiency
- Wrap-up

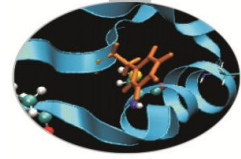
# Computational Science



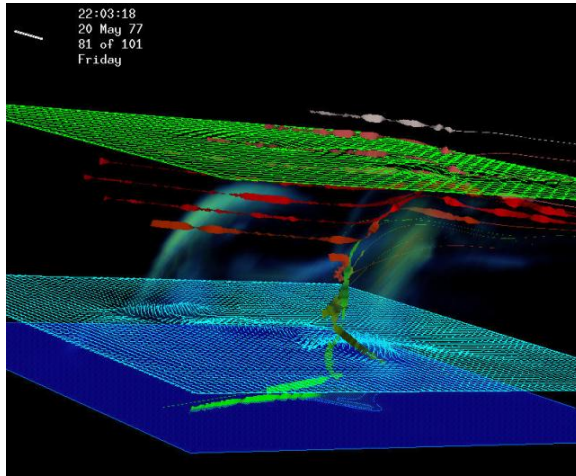
**“Computational science** is concerned with constructing mathematical models and quantitative analysis techniques and using computers to analyze and solve scientific problems. In practical use, it is typically the application of computer simulation and other forms of computation from numerical analysis and theoretical computer science to *problems in various scientific disciplines.*”  
(Wikipedia)

Computational science (with theory and experimentation),  
*is the “third pillar” of scientific inquiry,*  
enabling researchers to build and test models of complex phenomena.

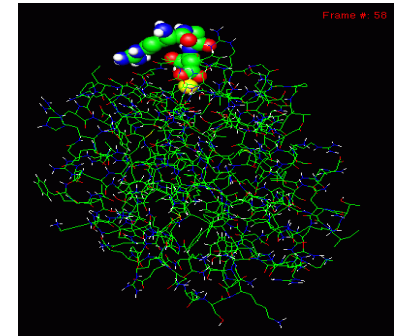




# Computational Sciences



Computational methods allow us to study complex phenomena, giving a powerful impetus to scientific research.

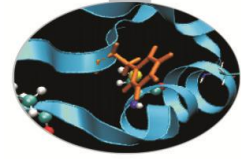


The use of computers to study physical systems allows to manage phenomena

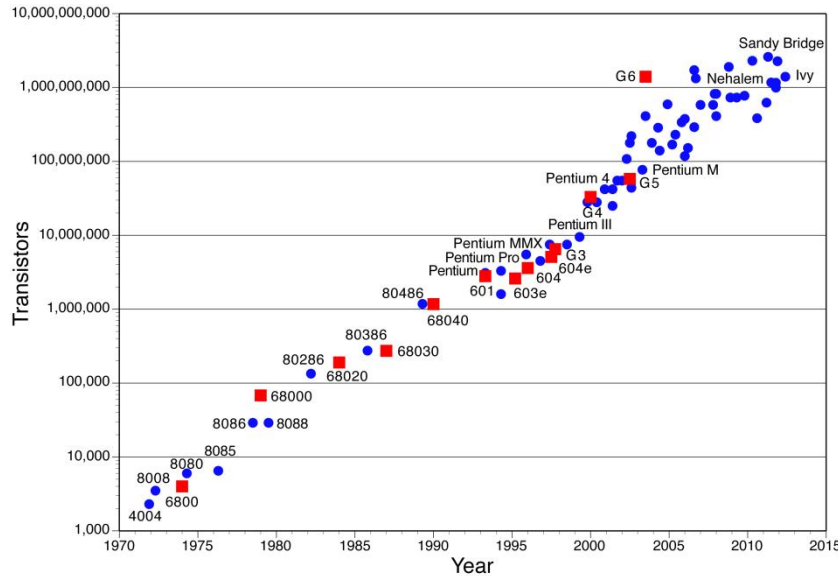
- **very large**  
*(meteo-climatology, cosmology, data mining, oil reservoir)*
- **very small**  
*(drug design, silicon chip design, structural biology)*
- **very complex**  
*(fundamental physics, fluid dynamics, turbulence)*
- **too dangerous or expensive**  
*(fault simulation, **nuclear** tests, crash analysis)*



# Which factors limit computer power?

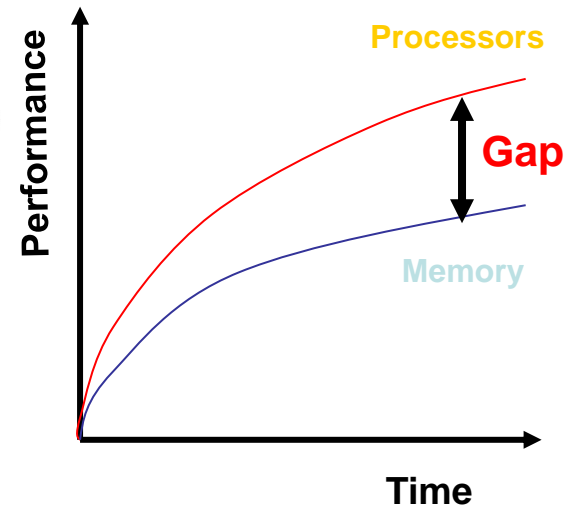


we can try and increase the speed of microprocessors but ..

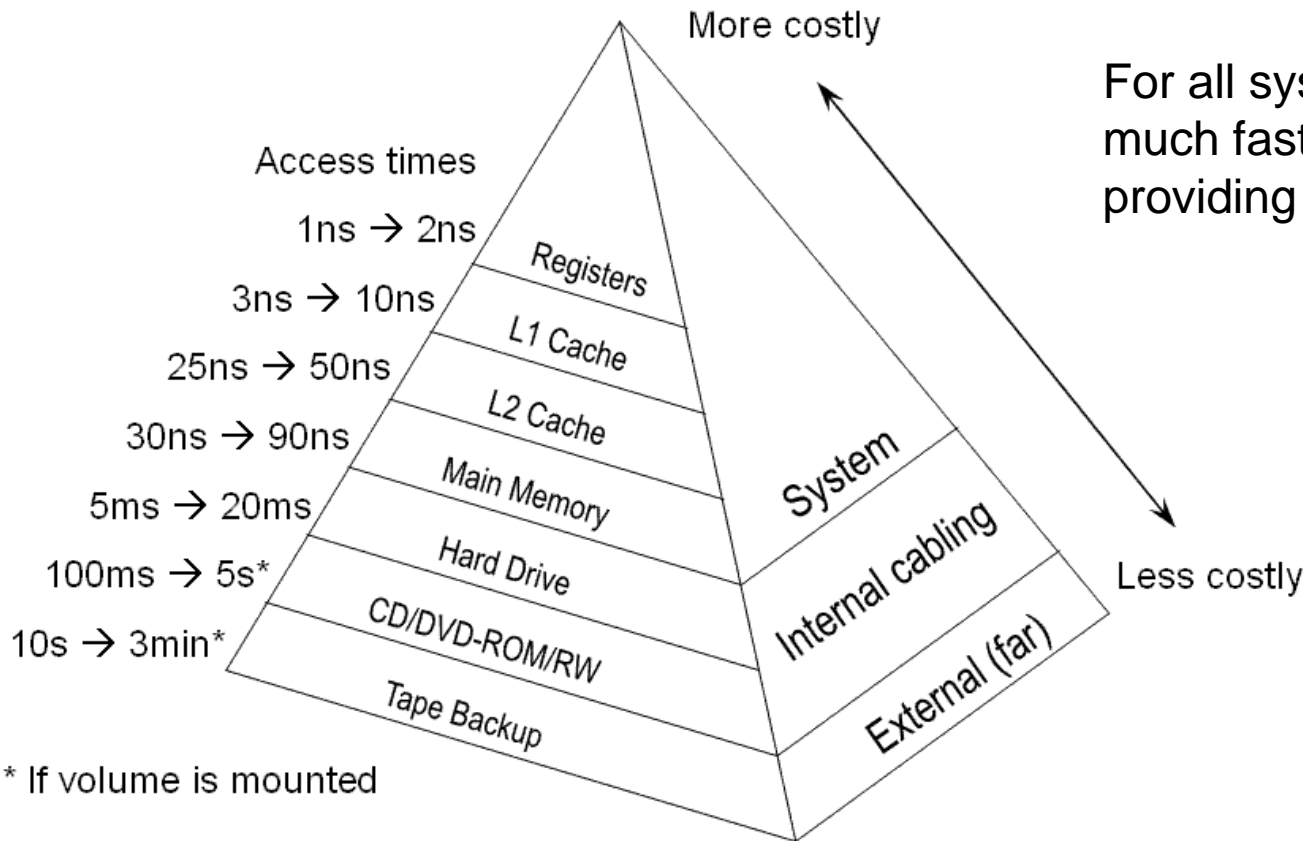
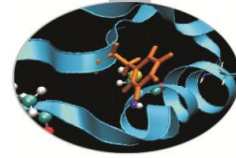


.. the bottleneck between CPU and memory and other devices is growing

*Moore's law gives only a slow increase in CPU speed. (It is estimated that Moore's Law will still hold in the near future but applied to the number of cores per processor) and ..*

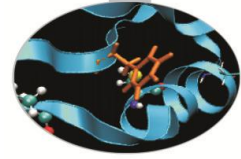


# Memory Hierarchy



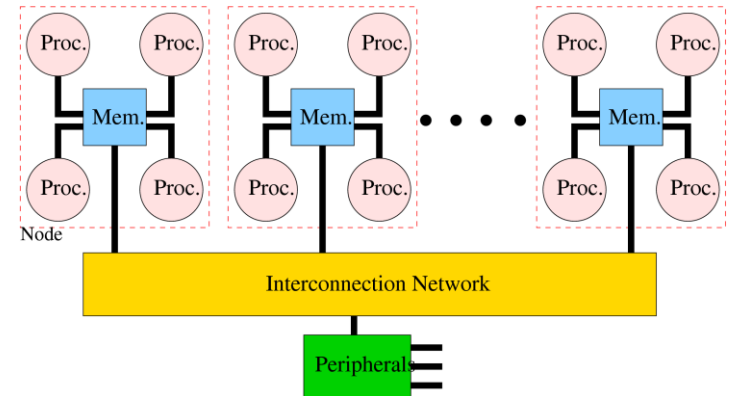
For all systems, CPUs are much faster than the devices providing the data.

# HPC Architectures



The main factor driving performance is *parallelism*. This can be on many levels:

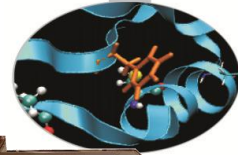
- *Instruction level parallelism*
- *Vector processing*
- *Cores per processor*
- *Processors per node*
- *Processors + accelerators (for hybrid)*
- *Nodes in a system*




Performance can also derive from device technology

- *Logic switching speed and device density*
- *Memory capacity and access time*
- *Communications bandwidth and latency*

# HPC systems evolution in CINECA



- 1969: CDC 6600      1<sup>st</sup> system for scientific computing
- 1975: CDC 7600      1<sup>st</sup> supercomputer
- 1985: Cray X-MP / 4 8    1<sup>st</sup> vector supercomputer
- 1989: Cray Y-MP / 4 64
- 1993: Cray C-90 / 2 128
- 1994: Cray T3D 64      1<sup>st</sup> parallel supercomputer
- 1995: Cray T3D 128
- 1998: Cray T3E 256      1<sup>st</sup> MPP supercomputer
- 2002: IBM SP4 512      1 Teraflops
- 2005: IBM SP5 512
- 2006: IBM BCX          10 Teraflops
- 2009: IBM SP6          100 Teraflops
- 2012: IBM BG/Q        2 Petaflops



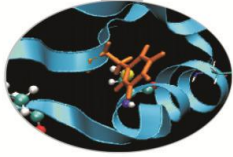
28/09/2015

High Performance Molecular Dynamics - HPC architectures

10



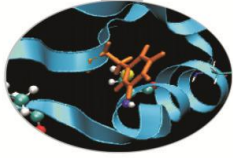
# HPC architectures/1



There are several factors that have an impact on the system architectures incl:

1. Power consumption has become a primary headache.
2. Processor speed is never enough.
3. Network complexity/latency is a main hindrance.
4. Access to memory.

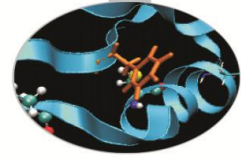
# HPC architectures/2



Two approaches to increasing supercomputer power, but at the same time limiting power consumption:

1. Massive parallelism (IBM Bluegene range).
2. Hybrids using accelerators (GPUs and Xeon PHIs).

# IBM BG/Q



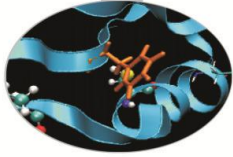
- BlueGene systems link together tens of thousands of low power cores with a fast network.
- In some respects the IBM BlueGene range represents one extreme of parallel computing



**Name:** Fermi (Cineca)  
**Architecture:** IBM BlueGene/Q  
**Model:** 10 racks  
**Processor Type:** IBM PowerA2, 1.6 GHz  
**Computing Cores:** 163840  
**Computing Nodes:** 10240, 16 core each  
**RAM:** 16 GB/node, 1GB/core  
**Internal Network:** custom with 11 links -> 5D Torus  
**Disk Space:** 2.6 PB of scratch space  
**Peak Performance:** 2PFlop/s



# Hybrid systems

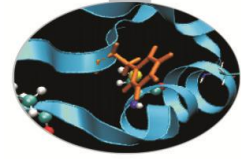


- Second approach is to “accelerate” normal processors by adding more specialised devices to perform some of the calculations.
- The approach is not new (maths co-procs, FPGAs, video-cards etc) but became important in HPC when Nvidia launched CUDA and GPGPUs.
- Capable of more Flops/Watt compared to traditional CPUs but still relies on parallelism (many threads in the chip).



**Model:** IBM PLX (iDataPlex [DX360M3](#))  
**Architecture:** Linux Infiniband Cluster  
**Nodes:** 274  
**Processors:** 2 six-cores Intel Westmere 2.40 GHz per node  
**Cores:** 12 cores/node, 3288 cores in total  
**GPU:** 2 NVIDIA Tesla M2070 per node (548 in total)  
**RAM:** 48 GB/node, 4GB/core  
**Internal Network:** Infiniband with 4x QDR switches  
**Disk Space:** 300 TB of local scratch  
**Peak Performance:** 300 TFlop/s

# Hybrid Systems/2



- In the last few years Intel has introduced the Xeon Phi accelerator based on MIC (Many Integrated Core) technology.
- Aimed as an alternative to NVIDIA GPUs in HPC.

**Model:** Eurora prototype

**Architecture:** Linux Infiniband Cluster

**Processor Type:**

- ❑ Intel Xeon (Eight-Core SandyBridge) E5-2658 2.10 GHz
- ❑ Intel Xeon (Eight-Core SandyBridge) E5-2687W 3.10 GHz

**Number of cores:** 1024 (compute)

**Number of accelerators:** 64 nVIDIA Tesla K20 (Kepler) + 64 Intel Xeon Phi (MIC)

OS: RedHat CentOS release 6.3, 64 bit



The Eurora supercomputer was ranked 1<sup>st</sup> in the [June 2013 Green500 chart](#).

## Galileo

**Model:** IBM NeXtScale

**Architecture:** Linux Infiniband Cluster

**Nodes:** 516

**Processors:** 2 8-cores Intel Haswell 2.40 GHz per node

**Cores:** 16 cores/node, 8256 cores in total

**Accelerator:** 2 Intel Phi 7120p per node on 384 nodes (768 in total)

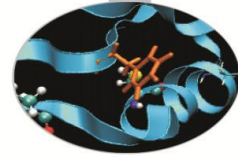
**RAM:** 128 GB/node, 8 GB/core

**Internal Network:** Infiniband with 4x QDR switches

**Disk Space:** 2.5 Pb (Total)

**Peak Performance:** 1 PFlop

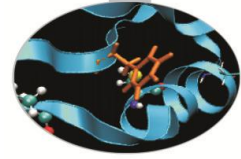
# Top500 – November 2014



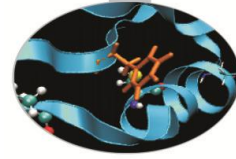
Rank	Site	System	Cores	(TFlop/s)	(TFlop/s)	(kW)
1	National Super Computer Center in Guangzhou China	Tianhe-2 (MilkyWay-2) - TH-IVB-FE Cluster, Intel Xeon E5-2692 12C 2.200GHz, TH Express-2, Intel Xeon Phi 31S1P NUDT	3,120,000	33,862.7	54,902.4	17,808
2	DOE/SC/Oak Ridge National Laboratory United States	Titan - Cray XK7, Optron C274 16C 2.200GHz, Cray Gemini interconnect, NVIDIA K20x Cray Inc.	560,640	17,590.0	27,112.5	8,209
3	DOE/NNSA/LLNL United States	Sequoia - BlueGene/Q, Power BQC 16C 1.60 GHz, Custom IBM	1,572,864	17,173.2	20,132.7	7,890
4	RIKEN Advanced Institute for Computational Science (AICS) Japan	K computer, SPARC64 VIIIfx 2.0GHz, Tofu interconnect Fujitsu	705,024	10,510.0	11,280.4	12,660
5	DOE/SC/Argonne National Laboratory United States	Mira - BlueGene/Q, Power BQC 16C 1.60GHz, Custom IBM	786,432	8,586.6	10,066.3	3,945
6	Swiss National Supercomputing Centre (CSCS) Switzerland	Piz Daint - Cray XC30, Xeon E5-2670 8C 2.600GHz, Aries interconnect, NVIDIA K20x Cray Inc.	115,984	6,271.0	7,788.9	2,325
7	Texas Advanced Computing Center/Univ. of Texas United States	Stampede - PowerEdge C8220, Xeon E5-2680 8C 2.700GHz, Infiniband FDR, Intel Xeon Phi SE10P Dell	462,462	5,168.1	8,520.1	4,510
8	Forschungszentrum Juelich (FZJ) Germany	JUQUEEN - BlueGene/Q, Power BQC 16C 1.600GHz, Custom Interconnect IBM	458,752	5,008.9	5,872.0	2,301
9	DOE/NNSA/LLNL United States	Vulcan - BlueGene/Q, Power BQC 16C 1.600GHz, Custom Interconnect IBM	393,216	4,293.3	5,033.2	1,972
10	Government United States	Cray XC30, Intel Xeon E5-2697v2 12C 2.7GHz, Aries interconnect Cray Inc.	225,984	3,143.5	4,881.3	

BG/Q   
GPU   
Xeon PHI 

# Top500 – June 2015



RANK	SITE	SYSTEM	CORES	RMAX (TFLOP/S)	RPEAK (TFLOP/S)	POWER (KW)
1	National Super Computer Center in Guangzhou China	<b>Tianhe-2 (Milky Way-2)</b> - TH-IVB-FEP Cluster, Intel Xeon E5-2692 12C 2.200GHz, TH Express-2, Intel Xeon Phi 31S1P NUDT	3,120,000	33,862.7	54,902.4	17,808
2	DOE/SC/Oak Ridge National Laboratory United States	<b>Titan</b> - Cray XK7, Opteron 6274 16C 2.200GHz, Cray Gemini interconnect, NVIDIA K20x Cray Inc.	560,640	17,590.0	27,112.5	8,209
3	DOE/NNSA/LLNL United States	<b>Sequoia</b> - BlueGene/Q, Power BQC 16C 1.60 GHz, Custom IBM	1,572,864	17,173.2	20,132.7	7,890
4	RIKEN Advanced Institute for Computational Science (AICS) Japan	<b>K computer</b> , SPARC64 VIIIfx 2.0GHz, Tofu interconnect Fujitsu	705,024	10,510.0	11,280.4	12,660
5	DOE/SC/Argonne National Laboratory United States	<b>Mira</b> - BlueGene/Q, Power BQC 16C 1.60GHz, Custom IBM	786,432	8,586.6	10,066.3	3,945
6	Swiss National Supercomputing Centre (CSCS) Switzerland	<b>Piz Daint</b> - Cray XC30, Xeon E5-2670 8C 2.600GHz, Aries interconnect, NVIDIA K20x Cray Inc.	115,984	6,271.0	7,788.9	2,325
7	King Abdullah University of Science and Technology Saudi Arabia	<b>Shaheen II</b> - Cray XC40, Xeon E5-2698v3 16C 2.3GHz, Aries interconnect Cray Inc.	196,608	5,537.0	7,235.2	2,834
8	Texas Advanced Computing Center/Univ. of Texas United States	<b>Stampede</b> - PowerEdge C8220, Xeon E5-2680 8C 2.700GHz, Infiniband FDR, Intel Xeon Phi SE10P Dell	462,462	5,168.1	8,520.1	4,510
9	Forschungszentrum Juelich (FZJ) Germany	<b>JUQUEEN</b> - BlueGene/Q, Power BQC 16C 1.600GHz, Custom Interconnect IBM	458,752	5,008.9	5,872.0	2,301
10	DOE/NNSA/LLNL United States	<b>Vulcan</b> - BlueGene/Q, Power BQC 16C 1.600GHz, Custom Interconnect	393,216	4,293.3	5,033.2	1,972



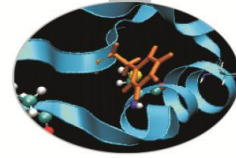
# Roadmap to Exascale (architectural trends)

Systems	2009	2011	2015	2018
System Peak Flops/s	2 Peta	20 Peta	100-200 Peta	1 Exa
System Memory	0.3 PB	1 PB	5 PB	10 PB
Node Performance	125 GF	200 GF	400 GF	1-10 TF
Node Memory BW	25 GB/s	40 GB/s	100 GB/s	200-400 GB/s
Node Concurrency	12	32	O(100)	O(1000)
Interconnect BW	1.5 GB/s	10 GB/s	25 GB/s	50 GB/s
System Size (Nodes)	18,700	100,000	500,000	O(Million)
Total Concurrency	225,000	3 Million	50 Million	O(Billion)
Storage	15 PB	30 PB	150 PB	300 PB
I/O	0.2 TB/s	2 TB/s	10 TB/s	20 TB/s
MTTI	Days	Days	Days	O(1Day)
Power	6 MW	~10 MW	~10 MW	~20 MW







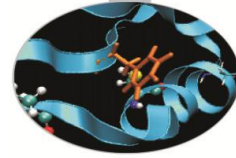
# Parallel Software Models



- How do we program for supercomputers?
- C/C++ or FORTRAN, together with one or more of
  - Message Passing Interface (MPI)
  - OpenMP, pthreads, hybrid MPI/OpenMP
  - CUDA, OpenCL, OpenACC, compiler directives
- Higher Level languages and libraries
  - Co-array FORTRAN, Unified Parallel C (UPC), Global Arrays
  - Domain specific languages and data models
  - Python or other scripting languages



# Message Passing: MPI



## Main Characteristics

- Implemented as libraries
- Coarse grain
- Inter-node parallelization (few real alternatives)
- Domain partition
- Distributed Memory
- Long history and almost all HPC parallel applications use it.

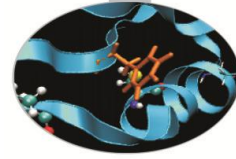
## Open Issues

- Latency
- OS jitter
- Scalability
- High memory overheads (due to program replication and buffers)

Debatable whether MPI can handle millions of tasks, particularly in collective calls.

```
call MPI_Init(ierr)  
call MPI_Comm_size(MPI_Comm_World,  
size, ierr)  
call MPI_Comm_rank(MPI_Comm_World,  
rank, ierr)  
call MPI_Finalize(ierr)
```

# Shared Memory: OpenMP

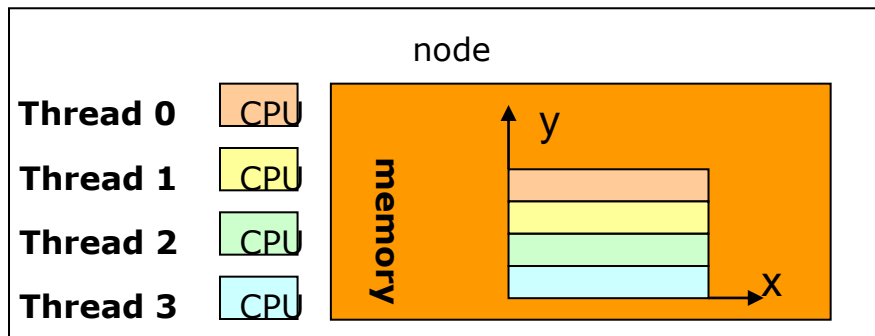


## Main Characteristics

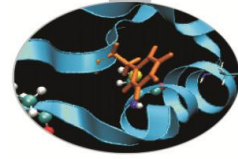
- Compiler directives
- Medium grain
- Intra-node parallelization (p-threads)
- Loop or iteration partition
- Shared memory
- For Many HPC Applications easier to program than MPI (allows incremental parallelisation)

## Open Issues

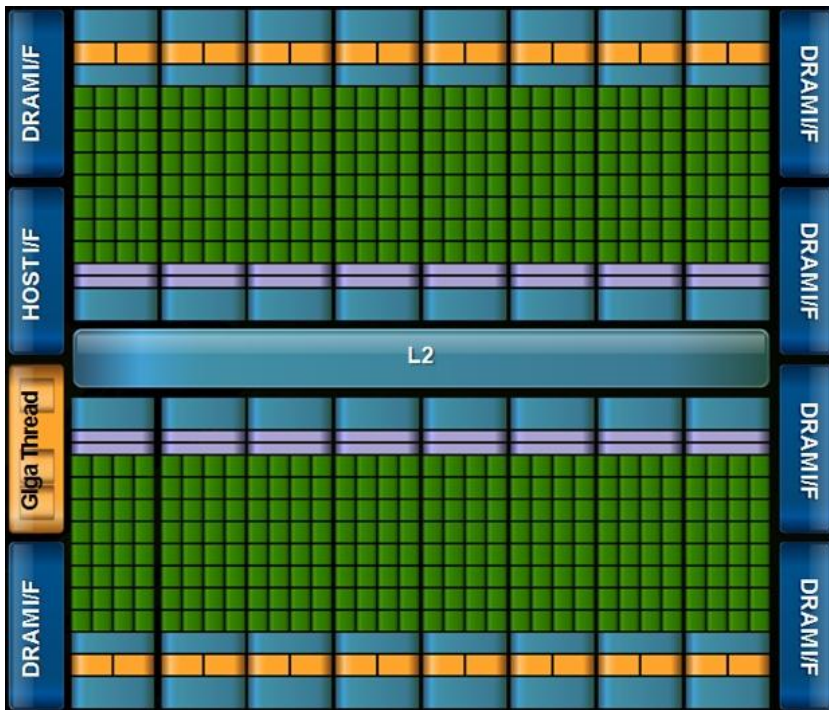
- Thread creation overhead (often worse performance than equivalent MPI program)
- Memory/core affinity
- Interface with MPI



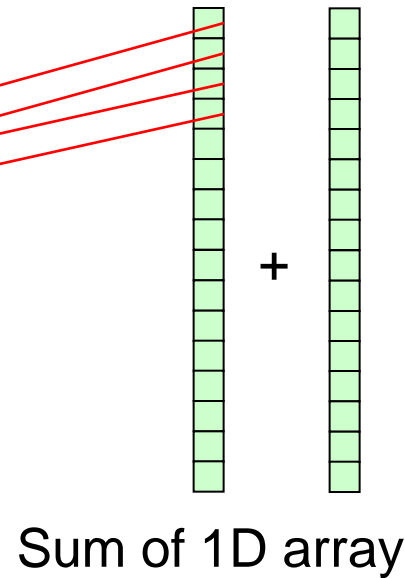
Threads communicate via variables in shared memory



# Accelerator/GPGPU

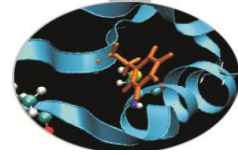


Exploit massive stream processing capabilities of GPGPUs which may have thousands of cores


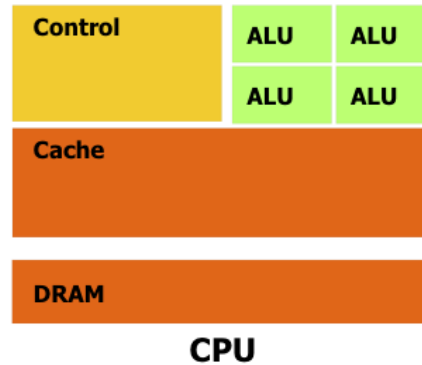


```

global__void GPUCode( int* input1,
int*input2, int* output, int length)
{
    int idx = blockDim.x * blockIdx.x +
threadIdx.x;
    if ( idx < length ) {
        output[ idx ] = input1[ idx ] +
input2[ idx ];
    }
}
  
```



# NVIDIA/CUDA



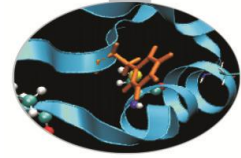
## Main Characteristics

- Ad-hoc compiler
- Fine grain
- offload parallelization (GPU)
- Single iteration parallelization
- Ad-hoc memory
- Few HPC Applications

## Open Issues

- Memory copy (via slow PCIe link)
- Standards
- Tools, debugging
- Integration with other languages

# Accelerator/Xeon PHI (MIC)



The Xeon PHI co-processor based on Intel's Many Integrated Core (MIC) Architecture combines many cores (>50) in a single chip.



## Main Characteristics

- Standard Intel compilers and MKL library functions.
- Uses C/C++ or FORTRAN code.
- Wide (512 bit) vectors
- Offload parallelization like GPU but *also "native" or symmetric modes.*
- Currently very few HPC Applications

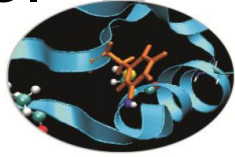
## Open Issues

*For Knight's Corner:*

- Memory copy via slow PCIe link (just like GPUs).
- Internal (ring) topology slow.
- Wide vector units need to be exploited, so code modifications probable.
- Best also with many threads

```
ifort -mmic -o exe_mic prog.f90
```

# Putting it all together -Hybrid parallel programming (example)



Python: Ensemble simulations

MPI: Domain partition

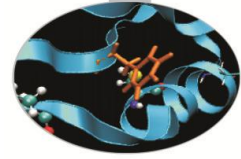
OpenMP: External loop partition

CUDA: assign inner loops  
Iteration to GPU threads

Quantum ESPRESSO

<http://www.qe-forge.org/>

# Software Crisis



## Real HPC Crisis is with Software

A supercomputer application and software are usually much more long-lived than a hardware

- Hardware life typically four-five years at most.
- Fortran and C are still the main programming models

## Programming is stuck

- *Arguably hasn't changed so much since the 70's*

## Software is a major cost component of modern technologies.

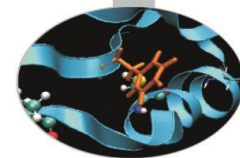
- The tradition in HPC system procurement is to assume that the software is free.

## *It's time for a change*

- Complexity is rising dramatically
- Challenges for the applications on Petaflop systems
- Improvement of existing codes will become complex and partly impossible.
- The use of  $O(100K)$  cores implies dramatic optimization effort.
- New paradigm as the support of a hundred threads in one node implies new parallelization strategies
- Implementation of new parallel programming methods in existing large applications can be painful



# Hardware and Software advances comparison



8Mb

**STORAGE**



173 Gflops  
(GPU)

**PERFORMANCE**



400 Mflops

1970

```

PROGRAM HELLO
C
  REAL A(10,10)
  DO 50 I=1,10
    PRINT *, 'Hello'
50  CONTINUE

CALL DGEMM(N,10,I,J,A)
  
```



2015

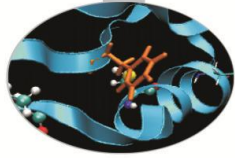
```

PROGRAM HELLO
C
  REAL A(10,10)
  DO 50 I=1,10
    PRINT *, 'Hello'
50  CONTINUE

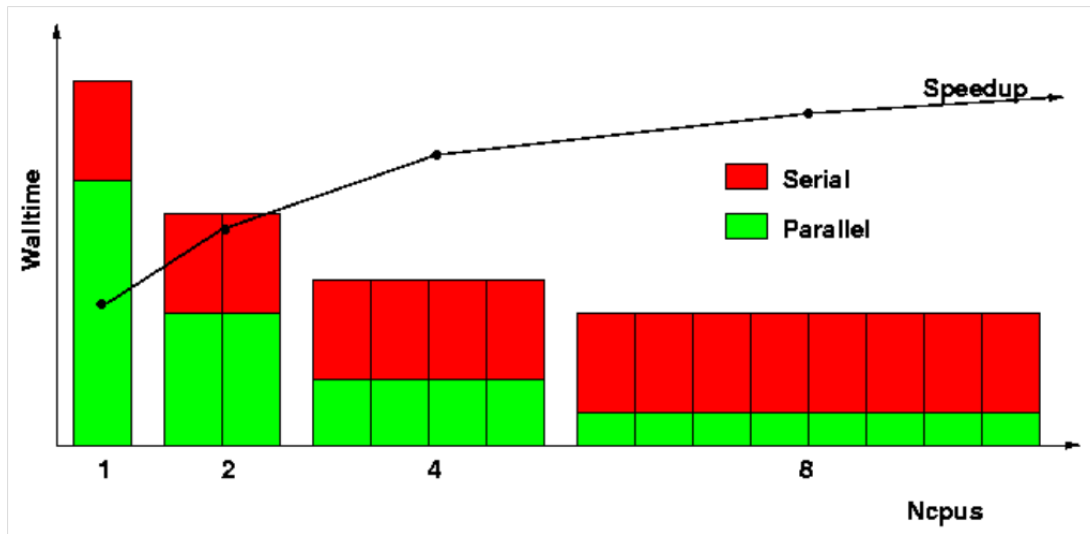
CALL DGEMM(N,10,I,J,A)
  
```

**SOFTWARE**

# The problem with parallelism...



In a massively parallel context, an upper limit for the scalability of parallel applications is determined by the fraction of the overall execution time spent in non-scalable operations (Amdahl's law).



For  $N$ =no. of procs and  $P$ =parallel fraction  
max. speedup  $S(N)$  is given by

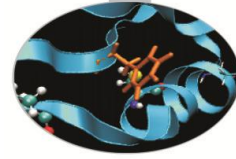
$$S(N) = \frac{1}{(1 - P) + \frac{P}{N}}$$

$$N \rightarrow \infty,$$

$$S(N) = \frac{1}{1 - P}$$

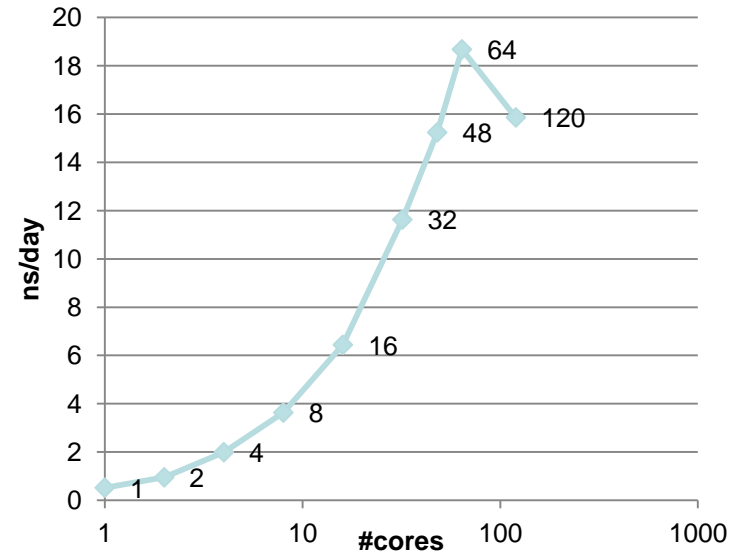
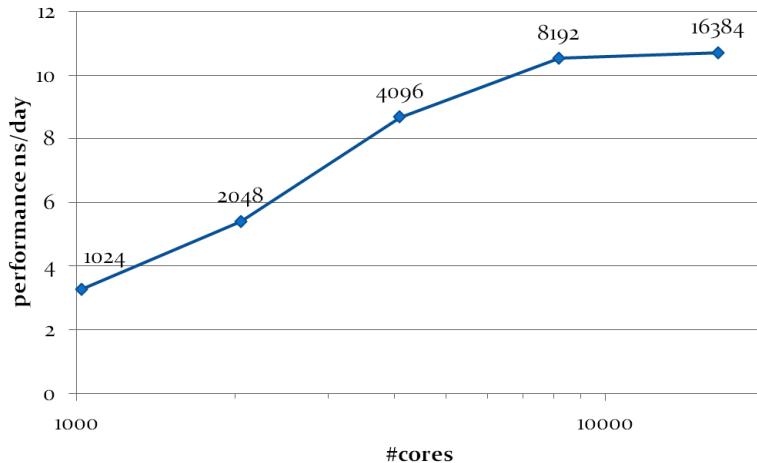
i.e. the max speedup is not dependent on  $N$ . Must minimise  $P$  if we want to many processors.

# The scaling limit

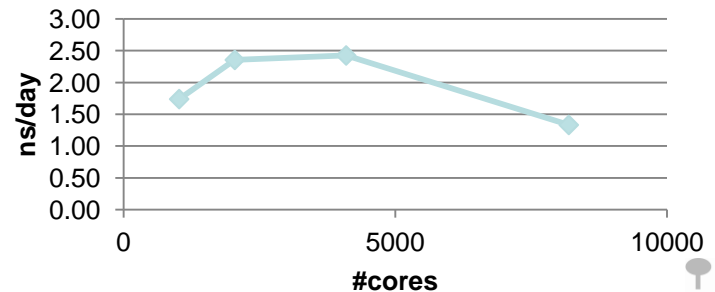


- Most application codes do not scale up-to thousands of cores.
- Sometimes the algorithm can be improved but frequently there is a hard limit dictated by the size of the input.
- For example, in codes where parallelism is based on domain decomposition (e.g. molecular dynamics) no. of atoms may be  $<$  no. of cores available.

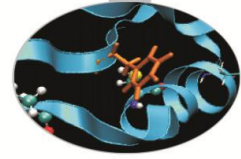
GROMACS BG/P scaling for d.kv12 membrane (1.8M atoms) on Jugene BG/P



GROMACS BG/P scaling for SPC water (0.5M molecules)



# Parallel Scaling



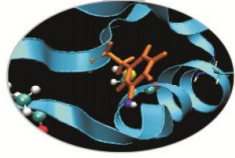
The parallel scaling is important because funding bodies insist on a minimum level of parallelism.

Computer System	Minimum Parallel Scaling	Max memory/core (Gb)
Curie	Fat Nodes 128	4
	Thin Nodes 512	4
	Hybrid 32	3
Fermi	2048 (but typically $\geq 4096$ )	1
SuperMUC	512 ( typically $\geq 2048$ )	*
Hornet	2048	*
Mare Nostrum	1024	2Gb

\* should use a substantial fraction of available memory

Minimum scaling requirements for PRACE Tier-0 computers for calls in 2013

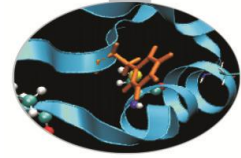
# Other software difficulties



- Legacy applications (includes most scientific applications) not designed with good software engineering principles. Difficult to parallelise programs with many global variables, for example.
- Memory/core decreasing.
- I/O heavy impact on performance, esp. for BlueGene where I/O is handled by dedicated nodes.
- Checkpointing and resilience.
- Fault tolerance over potentially many thousands of threads.
  - In MPI, if one task fails all tasks are brought down.

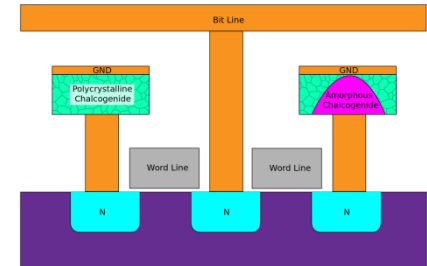
# Memory and accelerator advances

## – things to look out for



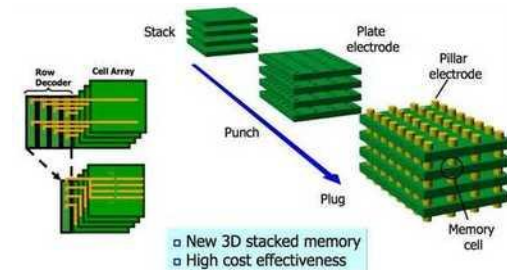
### • Memory

- In HPC memory is generally either fast, small cache (SRAM) close to the CPU or larger, slower, main memory (DRAM). But memory technologies and ways of accessing it are evolving.
  - **Non-volatile RAM (NVRAM)**. Retains information when power switched off. Includes flash and PCM (Phase Change Memory).
  - **3D Memory**. DRAM chips assembled in “stacks” to provide a denser memory packing (e.g. Intel, GPU).



### • NVIDIA GPU

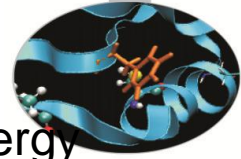
- **NVLINK**, high-speed link (80 Gb/s) to replace PCI-E (16 Gb/s).
- **Unified Memory** between CPU and GPU to avoid separate memory allocations.
- **GPU + IBM Power8** for new hybrid supercomputer (OpenPower).



### • Intel Xeon PHI (Knights Landing)

- Upgrade to **Knights Corner**. More memory and cores, faster internal network and possibility to boot as standalone host.

# Energy Efficiency



- Hardware sensors can be integrated into batch systems to report the energy consumption of a batch job.
- Could be used to charge users according to energy consumed instead of resources reserved.

## PowerDAM commands

Measures directly the energy in kWh (=3600 kJ).  
Current implementation still very experimental.

```
ets --system=Eurora --job=429942.node129
```

```
Ets is: 0.173056 kWh
```

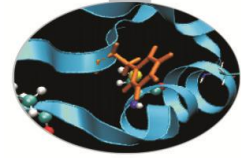
```
Computation: 99 %
```

```
Networking: 0 %
```

```
Cooling: 0 %
```

```
Infrastructure: 0 %
```

# Energy Efficiency



Energy consumption of GROMACS on Eurora.

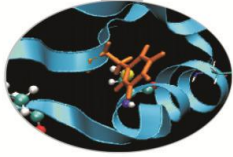
PBS Job id	nodes	Clock freq (GHz)	#gpus	Walltime (s)	Energy (kWh)	Perf (ns/day)	Perf-Energy (ns/kJ)
429942	1	2	0	1113	0.17306	10.9	69.54724
430337	2	2	0	648	0.29583	18.6	62.87395
430370	1	3	0	711	0.50593	17.00	33.60182
431090	1	3	2	389	0.42944	31.10	72.42023

Exercises:

- ❖ compare clock freq 2 Ghz with 3 Ghz
- ❖ clock freq 3 Ghz with and without GPU



# Wrap-up



- HPC is only possible via parallelism and this must increase to maintain performance gains.
- Parallelism can be achieved at many levels but because of limited code scalability with traditional cores increasing role for accelerators (e.g. GPUs, MICs). The Top500 is becoming now becoming dominated by hybrid systems.
- Hardware trends forcing code re-writes with OpenMP, OpenCL, CUDA, OpenACC, etc in order to exploit large numbers of threads.
- Unfortunately, for many applications the parallelism is determined by problem size and not application code.
- Energy efficiency (Flops/Watt) is a crucial issue. Some batch schedulers already report energy consumed and in the near future your job priority may depend on predicted energy consumption.