

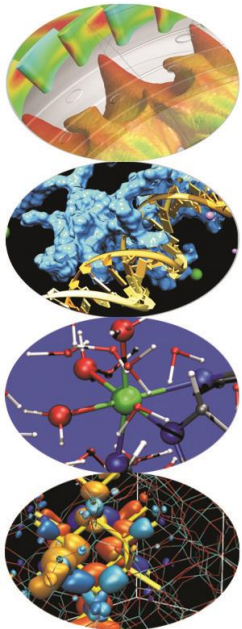


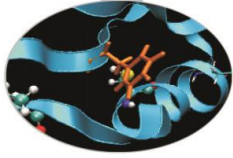
Parallel IO: basics and MPI2-IO

Francesco Salvatore - f.salvadore@cineca.it

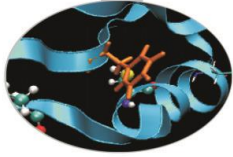
Giusy Muscianisi - g.muscianisi@cineca.it

SuperComputing Applications and Innovation Department





- IO is a crucial issue in the modern high performance codes:
 - deal with very large datasets while running massively parallel applications on supercomputers
 - amount of data saved is increased
 - latency to access to disks is not trascurable
 - data portability (e.g. endianism)
- Solution to avoid that IO became a bottleneck:
 - HW: parallel file-system available on all the HPC platform
 - SW: high level libraries able to manage parallel accesses to the file in efficient way (e.g. MPI2-IO, HDF5, NetCDF, ...)

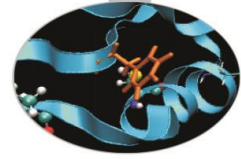


Both IBM BlueGene/Q (FERMI) and PLX Linux Cluster IO are based on the
General Parallel File System (GPFS)
technology (IBM proprietary)

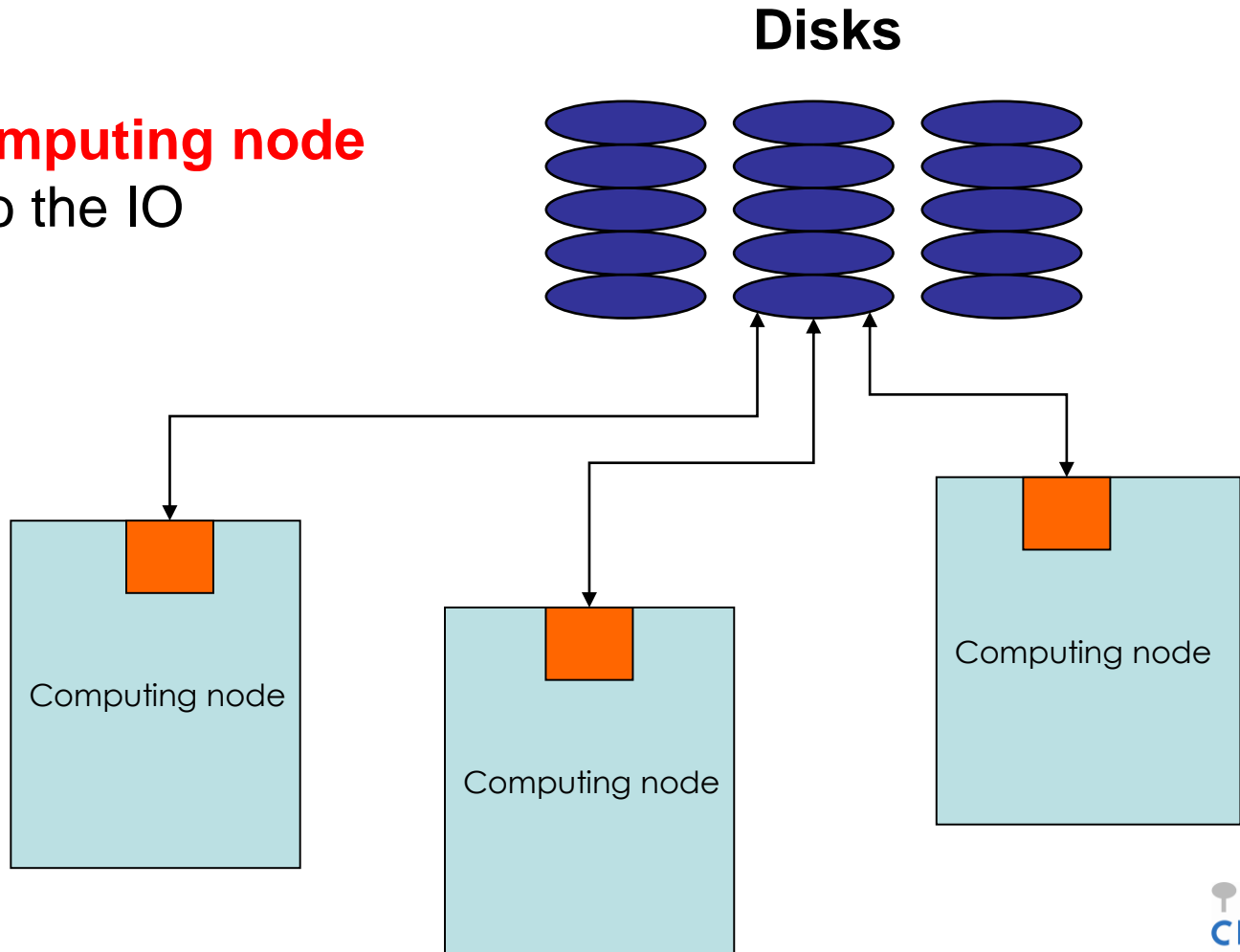
GPFS is:

- High performance
- Scalable
- Reliable
- Ported on many platforms (in particular AIX and Linux)

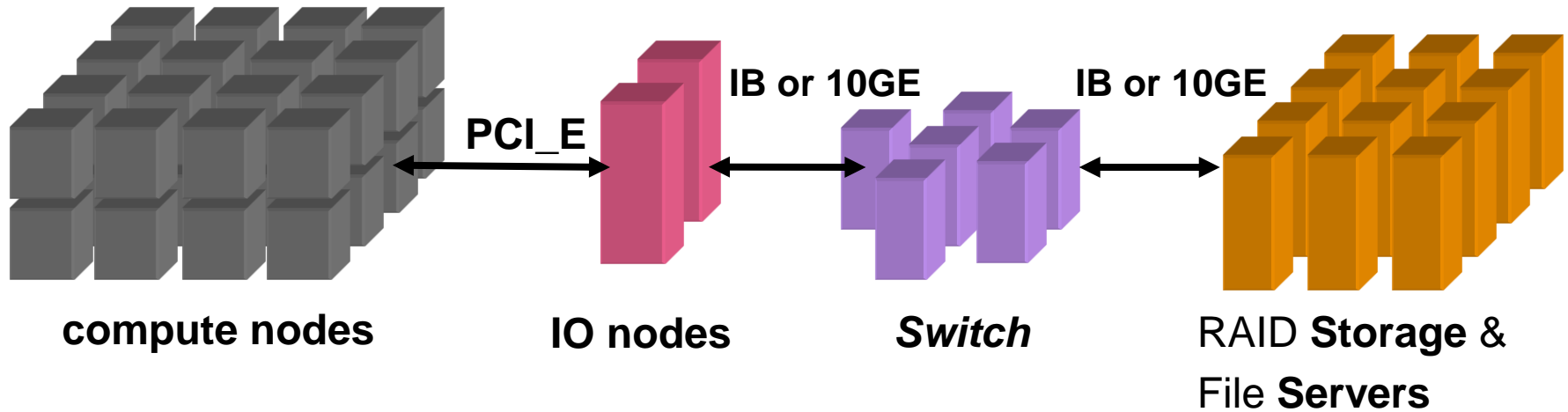
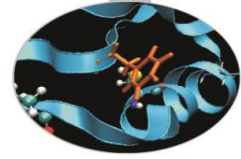
GPFS Architecture



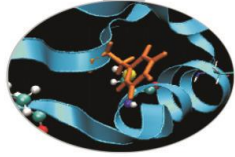
Part of the **computing node** is dedicated to the IO management



Blue Gene/Q IO architecture



IO nodes: each one manages groups of compute nodes



There are two common different representations:

Little Endian

Byte3 Byte2 Byte1 Byte0

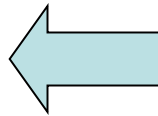
will be arranged in memory as follows:

Base Address+0 Byte0

Base Address+1 Byte1

Base Address+2 Byte2

Base Address+3 Byte3



PC (Windows/Linux)

Big Endian

Byte3 Byte2 Byte1 Byte0

will be arranged in memory as follows:

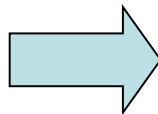
Base Address+0 Byte3

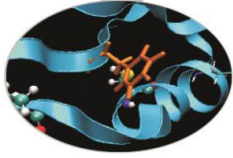
Base Address+1 Byte2

Base Address+2 Byte1

Base Address+3 Byte0

Unix (IBM, SGI, SUN...)



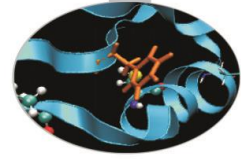


Goals:

- Improve the performance
- Ensure data consistency
- Avoid communication
- Usability

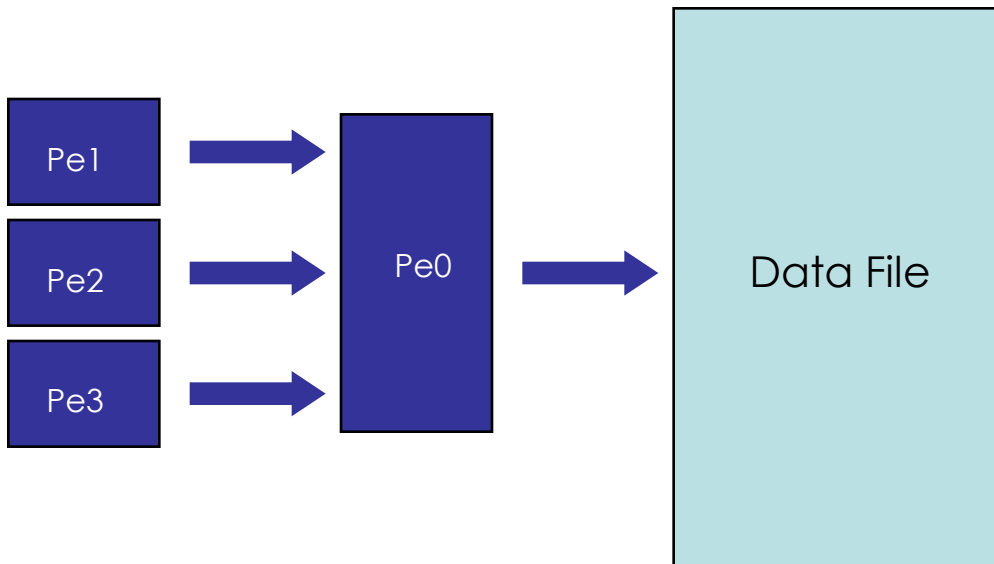
Possible solutions:

1. Master-Slave
2. Distributed
3. Coordinated
4. MPI-IO or high level libraries
(e.g. HDF5, NetCDF use MPI-IO as the backbone)



Solution 1: Master-Slave

Only 1 processor performs IO



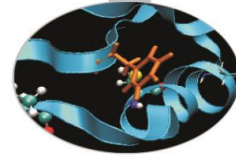
Goals:

Improve the performance: **NO**

Ensure data consistency: **YES**

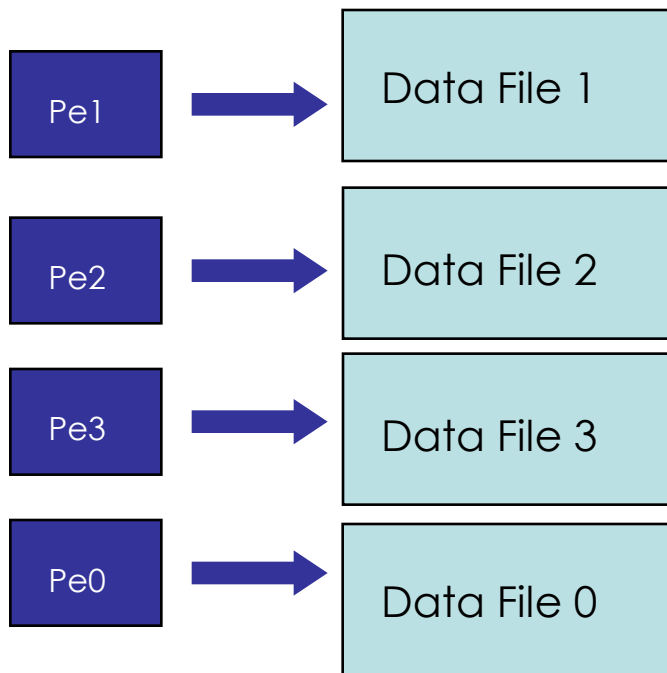
Avoid communication: **NO**

Usability: **YES**



Solution 2: Distributed IO

All the processors read/writes their own files



Goals:

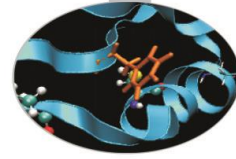
Improve the performance: **YES**
(but be careful)

Ensure data consistency: **YES**

Avoid communication: **YES**

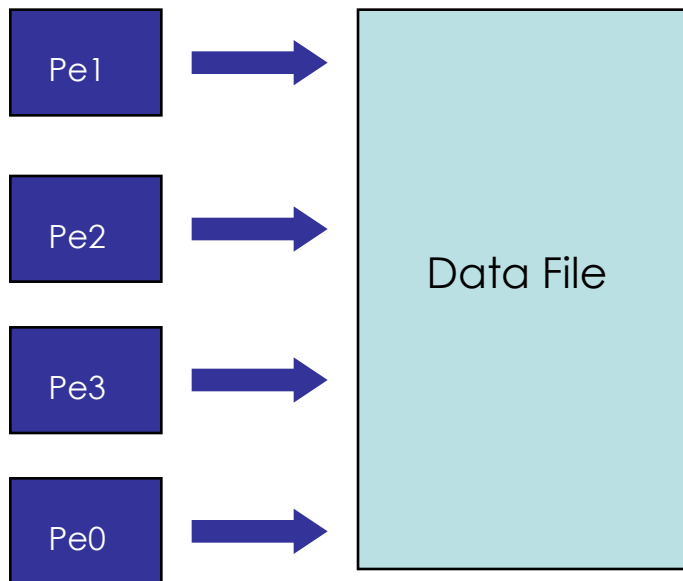
Usability: **NO**

Warning: avoid to parametrize with processors!!!



Solution 3: Distributed IO on single file

All the processors read/writes on a single **ACCESS = DIRECT** file



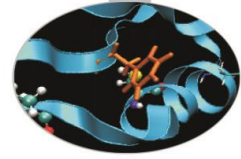
Goals:

Improve the performance: **YES** for read,
NO for write

Ensure data consistency: **NO**

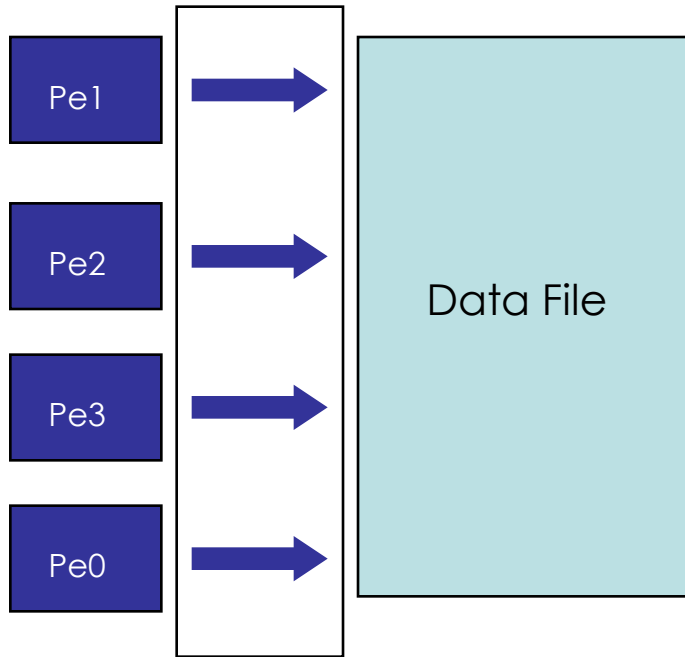
Avoid communication: **YES**

Usability: **YES (portable !!!)**



Solution 4: MPI2 IO

MPI functions performs the IO. Asynchronous IO is supported.



MPI2

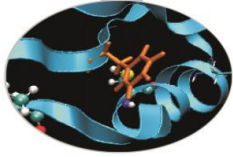
Goals:

Improve the performance: **YES**
(strongly!!!)

Ensure data consistency: **NO**

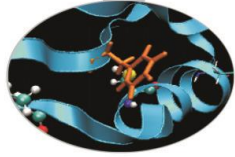
Avoid communication: **YES**

Usability: **YES**



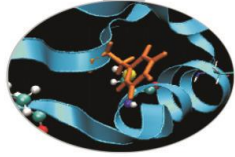
I/O Patterns in Parallel applications:

- **Different from those in sequential programs, which usually access data in contiguous chunks**
- **In many parallel programs, each program may need to access several noncontiguous pieces of data from a file**
- **In addition, groups of processes may need to access the file simultaneously, and the accesses of different processes may be interleaved in the file**



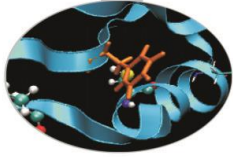
Most parallel file-system have UNIX like API

- **open**, open a file -> may be expensive
- **lseek**, move the pointer to a particular offset of the file -> performance depend on the implementation
- **read/write**, read/write n bytes starting from the current position of the pointer
 - perform well if I/O size is large 1Mb or more, very poorly if size is small < 8Kb
- **close**, close the file -> not expensive as open, but not so cheap



Other I/O functions:

- **readv, writev**
 - read into/write from multiple buffers in memory
 - in the file, however, data is assumed to be contiguously located
 - of limited use because the users need to specify noncontiguity in the file more often than in memory
- **aio_read, aio_write**, POSIX, asynchronous, performance is not good enough, usually
- **list I/O** in POSIX: users can specify a list of operations at a time
 - it doesn't treat the list as a single element
 - non notion of collective I/O
 - each operation is internally performed as a separate **aio_read, aio_write**



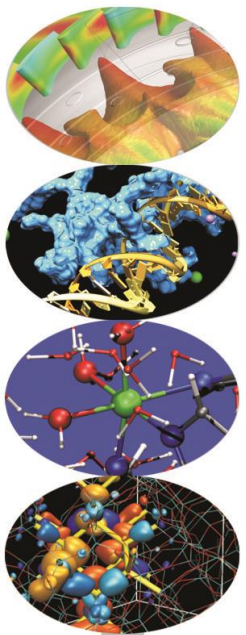
Problems with UNIX API for parallel I/O

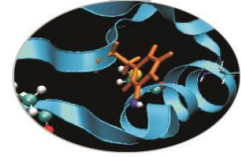
- **Non contiguous access cannot be expressed as a single call: each contiguous piece must be accessed separately resulting in too many system calls and poor performance**
- **No notion of collective I/O**

MPI-IO can be considered as UNIX-IO plus a lot of stuff more



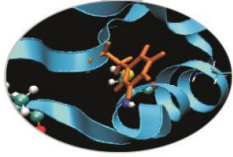
MPI2-IO



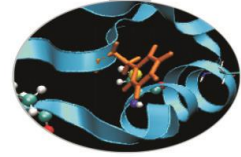


- MPI-IO: introduced in MPI-2.x standard(1997)
 - Non contiguous access in both memory and file
 - reading/writing a file is like send/receive a message from a MPI buffer
 - optimized access to non-contiguous data
 - collective / non-collective access operations with communicators
 - blocking / non-blocking calls
 - data portability (implementation/system independent)
 - good performance in many implementations
- Why do we start to use it???
 - syntax and semantic are very simple to use
 - performance : 32 MPI processes (4x8) with local grid 100002 (dp)
 - MPI-IO: **48**sec vs Traditional-IO: **3570**sec (dimension of written file is 24Gb)

Starting with MPI-IO



- MPI-IO provides basic IO operations:
 - open, seek, read, write, close (ecc.)
- open/close are collective operations on the same file
 - many modalities to access the file (combinabili: |, +)
- read/write are similar to send/recv of data to/from a buffer
 - Each MPI process has own local pointer to the file (individual file pointer) by seek, read, write operations
 - offset variable is a particular kind of variable and it is given in elementary unit (etype) of access to file (default in byte)
 - error: declare offset as an integer
 - it is possible to know the exit status of each subroutine/function



MPI_FILE_OPEN(comm, filename, amode, info, fh)

IN comm: communicator (handle)

IN filename: name of file to open (string)

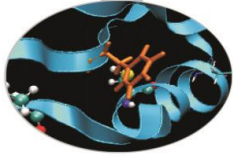
IN amode: file access mode (integer)

IN info: info object (handle)

OUT fh: new file handle (handle)

- Collective operations across processes within a communicator.
- Filename must reference the same file on all processes.
- Process-local files can be opened with **MPI_COMM_SELF**.
- Initially, all processes view the file as a linear byte stream, and each process views data in its own native representation. The file view can be changed via the **MPI_FILE_SET_VIEW** routine.
- Additional information can be passed to MPI environment via the MPI_Info handle. The info argument is used to provide extra information on the file access patterns. The constant **MPI_INFO_NULL** can be specified as a value for this argument.

Open/close a file 2/3



Each process within the communicator must specify the same filename and access mode (amode):

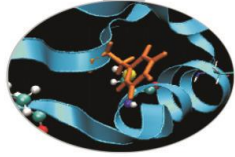
<code>MPI_MODE_RDONLY</code>	read only
<code>MPI_MODE_RDWR</code>	reading and writing
<code>MPI_MODE_WRONLY</code>	write only
<code>MPI_MODE_CREATE</code>	create the file if it does not exist
<code>MPI_MODE_EXCL</code>	error if creating file that already exists
<code>MPI_MODE_DELETE_ON_CLOSE</code>	delete file on close
<code>MPI_MODE_UNIQUE_OPEN</code>	file will not be concurrently opened elsewhere
<code>MPI_MODE_SEQUENTIAL</code>	file will only be accessed sequentially
<code>MPI_MODE_APPEND</code>	set initial position of all file pointers to end of file



MPI_FILE_CLOSE(fh)

INOUT fh: file handle (handle)

- Collective operation
- This function is called when the file access is finished, to free the file handle.



MPI-2 provides a large number of routines to read and write data from a file.

There are three properties which differentiate the different **data access** routines.

Positioning: Users can either specify the **offset in the file** at which the data access takes place or they can use MPI file pointers:

- **Individual file pointers**

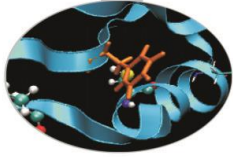
- Each process has its own file pointer that is only altered on accesses of that specific process

- **Shared file pointer**

- This file pointer is shared among all processes in the communicator used to open the file
- It is modified by any shared file pointer access of any process
- Shared file pointers can only be used if file type gives each process access to the whole file!

- **Explicit offset**

- No file pointer is used or modified
- An explicit offset is given to determine access position
- This can not be used with MPI MODE SEQUENTIAL!



Synchronisation:

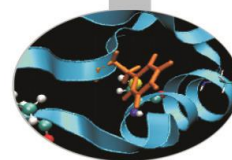
MPI-2 supports both **blocking** and **non-blocking IO** routines:

- A **blocking IO** call will not return until the IO request is completed.
- A **nonblocking IO** call initiates an IO operation, but not wait for its completion. It also provides 'split collective routines' which are a restricted form of non-blocking routines for collective data access.

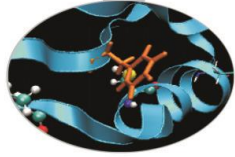
Coordination:

Data access can either take place from individual processes or collectively across a group of processes:

- **collective:** MPI coordinates the reads and writes of processes
- **independent:** no coordination by MPI



Positioning	Synchronisation	Coordination	
		<i>Noncollective</i>	<i>Collective</i>
<i>Explicit offsets</i>	<i>Blocking</i>	MPI_FILE_READ_AT MPI_FILE_WRITE_AT	MPI_FILE_READ_AT_ALL MPI_FILE_WRITE_AT_ALL
	<i>Non-blocking & split collective</i>	MPI_FILE_IREAD_AT MPI_FILE_IWRITE_AT	MPI_FILE_READ_AT_ALL_BEGIN MPI_FILE_READ_AT_ALL_END MPI_FILE_WRITE_AT_ALL_BEGIN MPI_FILE_WRITE_AT_ALL_END
<i>Individual file pointers</i>	<i>Blocking</i>	MPI_FILE_READ MPI_FILE_WRITE	MPI_FILE_READ_ALL MPI_FILE_WRITE_ALL
	<i>Non-blocking & split collective</i>	MPI_FILE_IREAD MPI_FILE_IWRITE	MPI_FILE_READ_ALL_BEGIN MPI_FILE_READ_ALL_END MPI_FILE_WRITE_ALL_BEGIN MPI_FILE_WRITE_ALL_END
<i>Shared file pointer</i>	<i>Blocking</i>	MPI_FILE_READ_SHARED MPI_FILE_WRITE_SHARED	MPI_FILE_READ_ORDERED MPI_FILE_WRITE_ORDERED
	<i>Non-blocking & split collective</i>	MPI_FILE_IREAD_SHARED MPI_FILE_IWRITE_SHARED	MPI_FILE_READ_ORDERED_BEGIN MPI_FILE_READ_ORDERED_END MPI_FILE_WRITE_ORDERED_BEGIN MPI_FILE_WRITE_ORDERED_END



MPI_FILE_WRITE (fh, buf, count, datatype, status)

INOUT fh: file handle (handle)

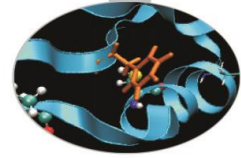
IN buf: initial address of buffer (choice)

IN count: number of elements in buffer (integer)

IN datatype: datatype of each buffer element (handle)

OUT status: status object (status)

- Write **count** elements of **datatype** from memory starting at **buf** to the file
- Starts writing at the current position of the file pointer
- **status** will indicate how many bytes have been written
- Updates position of file pointer after writing
- Blocking, independent.
- **Individual file pointers are used:**
 - Each processor has **its own pointer** to the file
 - Pointer on a processor is **not influenced** by any other processor



MPI_FILE_READ (fh, buf, count, datatype, status)

INOUT fh: file handle (handle)

OUT buf: initial address of buffer (choice)

IN count: number of elements in buffer (integer)

IN datatype: datatype of each buffer element (handle)

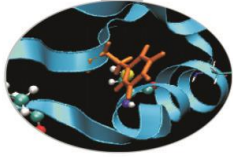
OUT status: status object (status)

- Read **count** elements of **datatype** from the file to memory starting at **buf**
- Starts reading at the current position of the file pointer
- **status** will indicate how many bytes have been read
- Updates position of file pointer after writing
- Blocking, independent.

- Individual file pointers are used:

Each processor has **its own pointer** to the file

Pointer on a processor **is not influenced** by any other processor



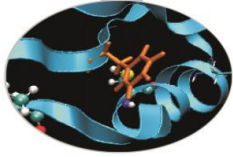
MPI_FILE_SEEK (fh, offset, whence)

INOUT fh: file handle (handle)

IN offset: file offset in byte (integer)

IN whence: update mode (state)

- Updates the individual file pointer according to **whence**, which can have the following values:
 - **MPI_SEEK_SET**: the pointer is set to **offset**
 - **MPI_SEEK_CUR**: the pointer is set to the current pointer position plus **offset**
 - **MPI_SEEK_END**: the pointer is set to the end of the file plus **offset**
- **offset** can be negative, which allows seeking backwards
- It is erroneous to seek to a negative position in the view



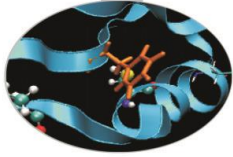
MPI_FILE_GET_POSITION (fh, offset)

IN fh: file handle (handle)

OUT offset: offset of the individual file pointer (integer)

- Returns the current position of the individual file pointer in **offset**
- The value can be used to return to this position or calculate a displacement
 - Do not forget to convert from offset to byte displacement if needed

Using individual file pointers



```
#include "mpi.h"
#define FILESIZE(1024*1024)
int main(int argc, char **argv){
    int *buf, rank, nprocs, nints, bufsize;
    MPI_File fh; MPI_Status status;

    MPI_Init(&argc, &argv);
    MPI_Comm_rank(MPI_COMM_WORLD, &rank);
    MPI_Comm_size(MPI_COMM_WORLD, &nprocs);
    bufsize = FILESIZE/nprocs;
    nints =bufsize/sizeof(int);
    buf = (int*) malloc(nints);

    MPI_File_open(MPI_COMM_WORLD, "/pfs/datafile", MPI_MODE_RDONLY,
        MPI_INFO_NULL,&fh);
    MPI_File_seek(fh, rank*bufsize,MPI_SEEK_SET);
    MPI_File_read(fh, buf, nints, MPI_INT, &status);
    MPI_File_close(&fh);
    free(buf);
    MPI_Finalize();
    return 0;
}
```

File offset
determined by
MPI_File_seek

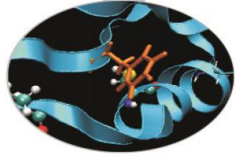
Using individual file pointers



PROGRAM Output

```
USE MPI
IMPLICIT NONE
INTEGER :: err, i, myid, file, intsize
INTEGER :: status(MPI_STATUS_SIZE)
INTEGER, PARAMETER :: count=100
INTEGER DIMENSION(count) :: buf
INTEGER, INTEGER(KIND=MPI_OFFSET_KIND) :: disp
CALL MPI_INIT(err)
CALL MPI_COMM_RANK(MPI_COMM_WORLD, myid, err)
DO i = 1, count
    buf(i) = myid * count + i
END DO
CALL MPI_FILE_OPEN(MPI_COMM_WORLD, 'test', MPI_MODE_WRONLY + &
    MPI_MODE_CREATE, MPI_INFO_NULL, file, err)
CALL MPI_TYPE_SIZE(MPI_INTEGER, intsize, err)
disp = myid * count * intsize
CALL MPI_FILE_SEEK(file, disp, MPI_SEEK_SET, err)
CALL MPI_FILE_WRITE(file, buf, count, MPI_INTEGER, status, err)
CALL MPI_FILE_CLOSE(file, err)
CALL MPI_FINALIZE(err)
END PROGRAM Output
```

File offset
determined by
MPI_File_seek



MPI_FILE_WRITE_AT (fh, offset, buf, count, datatype, status)

IN fh: file handle (handle)

IN offset: file offset in byte (integer)

IN buf: source buffer

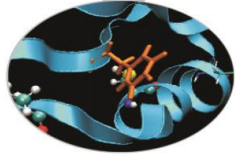
IN count: number of written elements

IN datatype: MPI type of each element

OUT status: MPI status

- An explicit offset is given to determine access position
- The file pointer is neither used or incremented or modified
- Blocking, independent.

- Writes **COUNT** elements of **DATATYPE** from memory **BUF** to the file
- Starts writing at **OFFSET** units of etype from begin of view
- The sequence of basic datatypes of **DATATYPE** (= signature of DATATYPE) must match contiguous copies of the etype of the current view



MPI_FILE_READ_AT (fh, offset, buf, count, datatype, status)

IN fh: file handle (handle)

IN offset: file offset in byte (integer)

IN buf: destination buffer

IN count: number of read elements

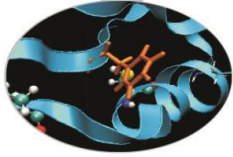
IN datatype: MPI type of each element

OUT status: MPI status

- An explicit offset is given to determine access position
- The file pointer is neither used or incremented or modified
- Blocking, independent.

- reads **COUNT** elements of **DATATYPE** from **FH** to memory **BUF**
- Starts reading at **OFFSET** units of etype from begin of view
- The sequence of basic datatypes of **DATATYPE** (= signature of **DATATYPE**) must match contiguous copies of the etype of the current view

Using explicit offsets



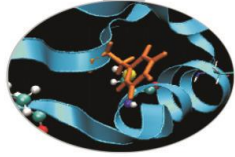
PROGRAM main

```
include 'mpif.h'
parameter (FILESIZE=1048576, MAX_BUFSIZE=1048576, INTSIZE=4)
integer buf(MAX_BUFSIZE), rank, ierr, fh, nprocs, nints
integer status(MPI_STATUS_SIZE), count
integer (kind=MPI_OFFSET_KIND) offset

call MPI_INIT(ierr)
call MPI_COMM_RANK(MPI_COMM_WORLD, rank, ierr)
call MPI_COMM_SIZE(MPI_COMM_WORLD, nprocs, ierr)

call MPI_FILE_OPEN(MPI_COMM_WORLD, '/pfs/datafile', MPI_MODE_RDONLY,
    MPI_INFO_NULL, &
    fh, ierr)
nints = FILESIZE/(nprocs*INTSIZE)
offset = rank * nints * INTSIZE
call MPI_FILE_READ_AT(fh, offset, buf, nints, MPI_INTEGER, status, ierr)
call MPI_FILE_CLOSE(fh, ierr)
call MPI_FINALIZE(ierr)
```

END PROGRAM main

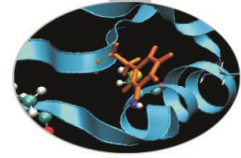


MPI_FILE_WRITE_SHARED (fh, buf, count, datatype, status)

MPI_FILE_READ_SHARED (fh, buf, count, datatype, status)

- Blocking, independent write/read using the shared file pointer
- Only the shared file pointer will be advanced accordingly
- DATATYPE is used as the access pattern to BUF
- Middleware will serialize accesses to the shared file pointer to ensure collision-free file access

Seeking and quering the shared file pointer position

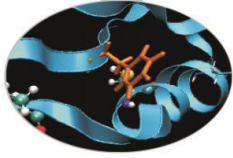


MPI_FILE_SEEK_SHARED(fh, offset, whence)

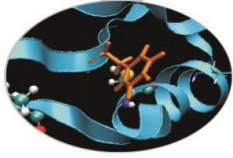
- Updates the individual file pointer according to **WHENCE** (MPI_SEEK_SET, MPI_SEEK_CUR, MPI_SEEK_END)
- **OFFSET** can be negative, which allows seeking backwards
- It is erroneous to seek to a negative position in the view
- The call is collective : all processes with the file handle have to participate

MPI_FILE_GET_POSITION_SHARED(fh, offset)

- Returns the current position of the individual file pointer in **OFFSET**
- The value can be used to return to this position or calculate a displacement
 - Do not forget to convert from offset to byte displacement if needed
- Call is not collective

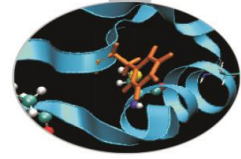


- Basic MPI-IO features are not useful when
 - Data distribution is non contiguous in memory and/or in the file
 - e.g., ghost cells
 - e.g., block/cyclic array distributions
 - Multiple read/write operations for segmented data generate poor performances
- MPI-IO allow to access to data in different way:
 - non contiguous access on file: providing the access pattern to file (fileview)
 - non contiguous access in memory: setting new datatype
 - collective access: grouping multiple near accesses in one or more single accesses (decreasing the latency time)



- A file view defines which portion of a file is “visible” to a process
- File view defines also the type of the data in the file (byte, integer, float, ...)
- By default, file is treated as consisting of bytes, and process can access (read or write) any byte in the file
- A default view for each participating process is defined implicitly while opening the file
 - No displacement
 - The file has no specific structure (The elementary type is MPI BYTE)
 - All processes have access to the complete file (The file type is MPI BYTE)

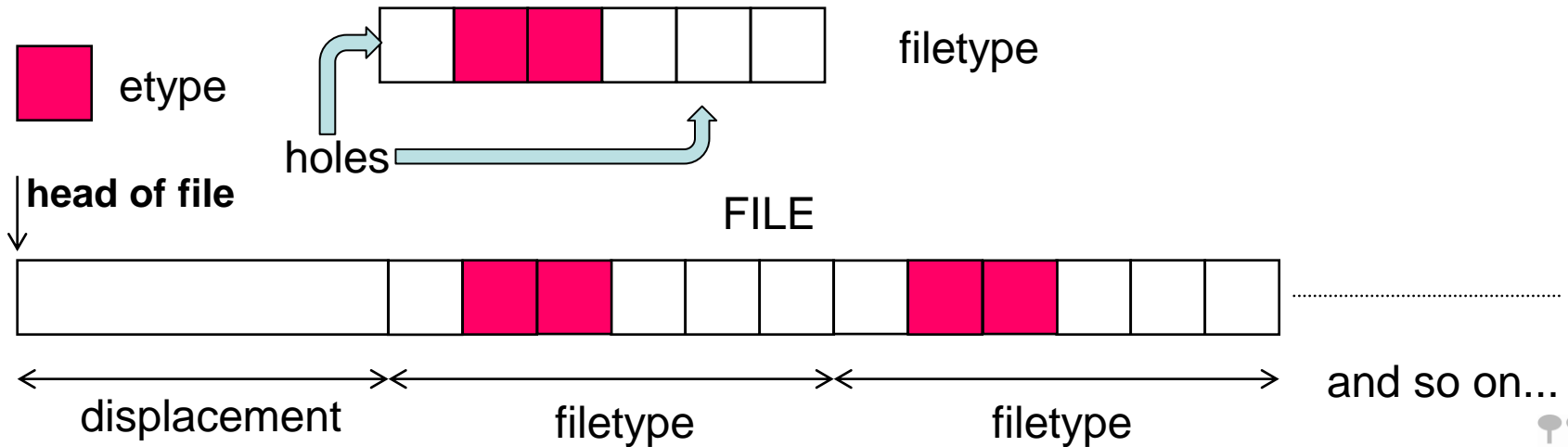
File View

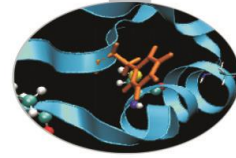


A file view consists of three components


- **displacement** : number of bytes to skip from the beginning of file
- **etype** : type of data accessed, defines unit for offsets
- **filetype** : base portion of file visible to process same as etype or MPI derived type consisting of etype

The pattern described by a filetype is repeated, beginning at the displacement, to define the view, as it happens when creating **MPI_CONTIGUOUS** or when sending more than one MPI datatype element: **HOLES** are important!

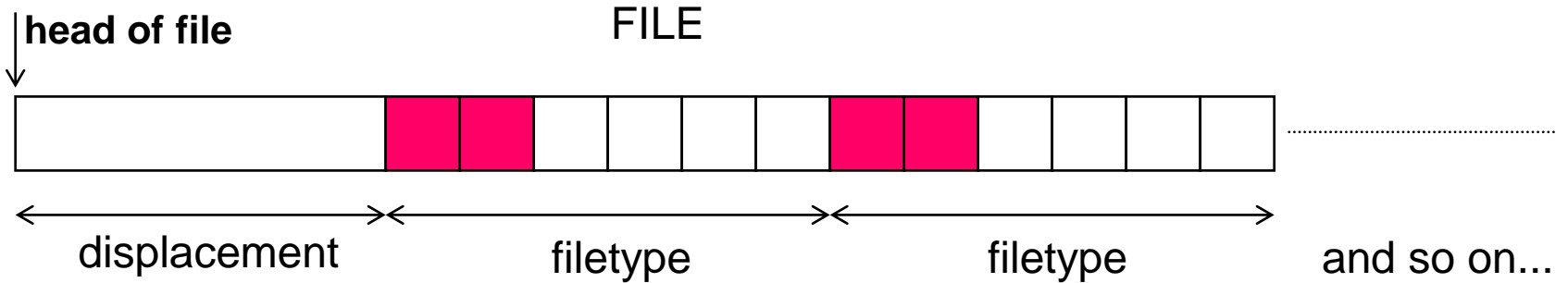




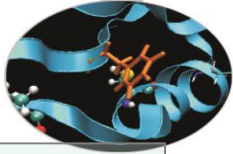
etype = MPI_INT



filetype = two MPI_INTs followed by
 a gap of four MPI_INTs



- Define a file-view in order to have
 - fundamental access unit (etype) is MPI_INT
 - access pattern (filetype) is given by:
 - first 2 fundamental units
 - skips the next 4 fundamental units
 - skips the first part (5 integers) of the file (displacement)



MPI_FILE_SET_VIEW(fh, disp, etype, filetype, datarep, info)

INOUT fh: file handle (handle)

IN disp: displacement from the start of the file, in bytes (integer)

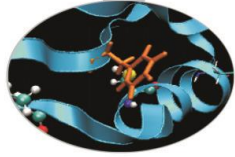
IN etype: elementary datatype. It can be either a pre-defined or a derived datatype but it must have the same value on each process.(handle)

IN filetype: datatype describing each processes view of the file. (handle)

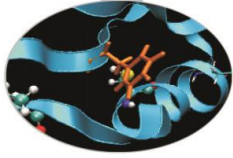
IN datarep: data representation (string)

IN info: info object (handle)

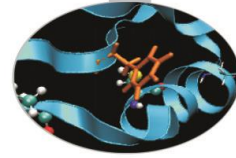
- It is used by each process to describe the layout of the data in the file
- All processes in the group must pass identical values for datarep and provide an etype with an identical extent
- The values for disp, filetype, and info may vary



- Data representation: define the layout and data access modes (byte order, type sizes, ecc)
 - **native:** (default) use the memory layout with no conversion
 - no precision loss or conversion effort
 - not portable
 - **internal:** layout implementation-dependent
 - portable for the same MPI implementation
 - **external32:** standard defined by MPI (32-bit big-endian IEEE)
 - portable (architecture and MPI implementation)
 - some conversion overhead and precision loss
 - not always implemented (e.g. Blue Gene/Q)
- Using or internal and external32, the portability is guaranteed only if using the correct MPI datatypes (not using MPI_BYTE)
- **Note: to be portable the best and widespread choice is to use high-level libraries, e.g. HDF5 or NetCDF**

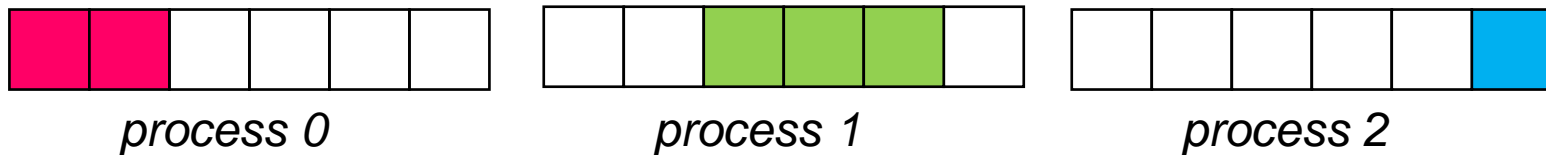


- MPI allows the user to provide information on the features of the File System employed
 - optionals
 - may improve performances
 - depend on the MPI implementation
 - default: use `MPI_INFO_NULL` if you are not very expert
- Infos are objects created by `MPI_Info_create`
 - elements key-value
 - use `MPI_Info_set` to add elements
- ... refer to standard for more information and to manuals
 - e.g., consider ROMIO implementation of MPICH
 - specific infos for different file-systems (PFS, PVFS, GPFS, Lustre, ...)

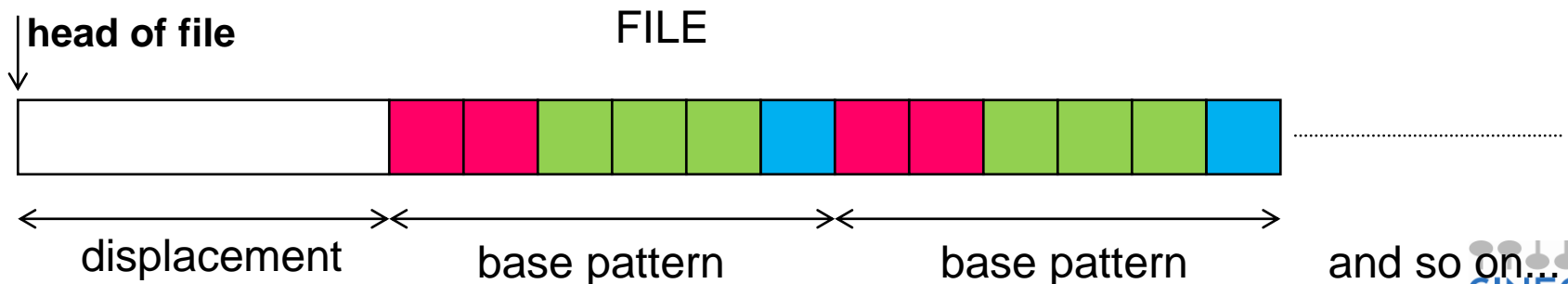


Devising the I/O strategy

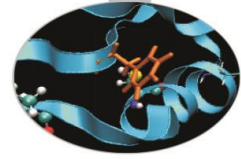
- Three main tasks:
 - let each process write to a different area without overlapping
 - repeat (indefinitely?) a certain basic pattern
 - write after an initial displacement
- Consider the following I/O pattern



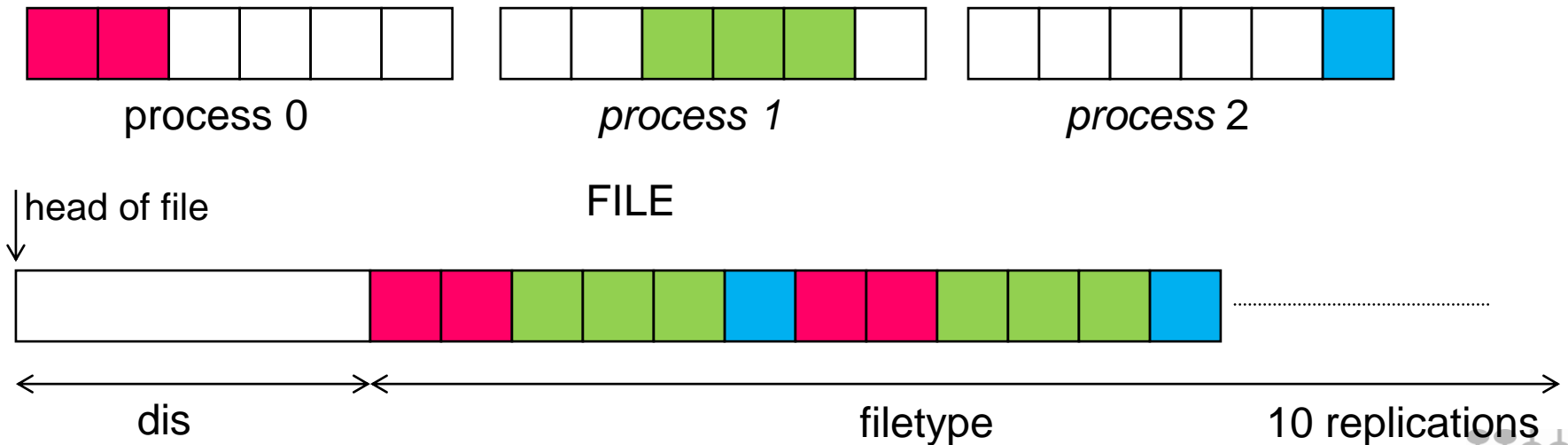
to be replicated a certain amount of (unknown?) times



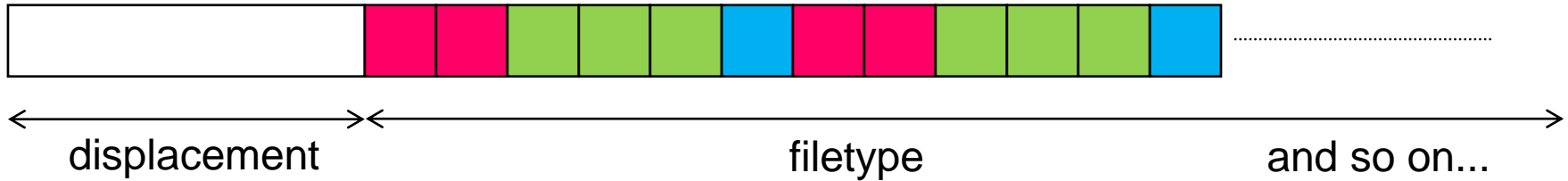
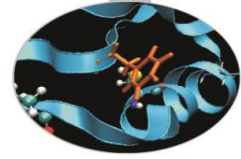
I strategy: data-type replication



- If the whole amount of basic patterns is known (e.g. 10)
 - define MPI vector with count=10, stride=6 and blocklength depending on the process:
 - P0 has 2 elements, P1 has 3 elements, and P2 has 1 element
 - define the file view using different displacements in addition to the base displacement *dis*: *dis+0*, *dis+2* and *dis+5*



Use data-type replication



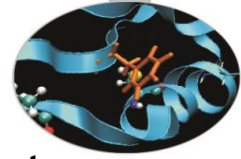
```

int count_proc[]={2,3,1};
int count_disp[]={0,2,5};
  
```

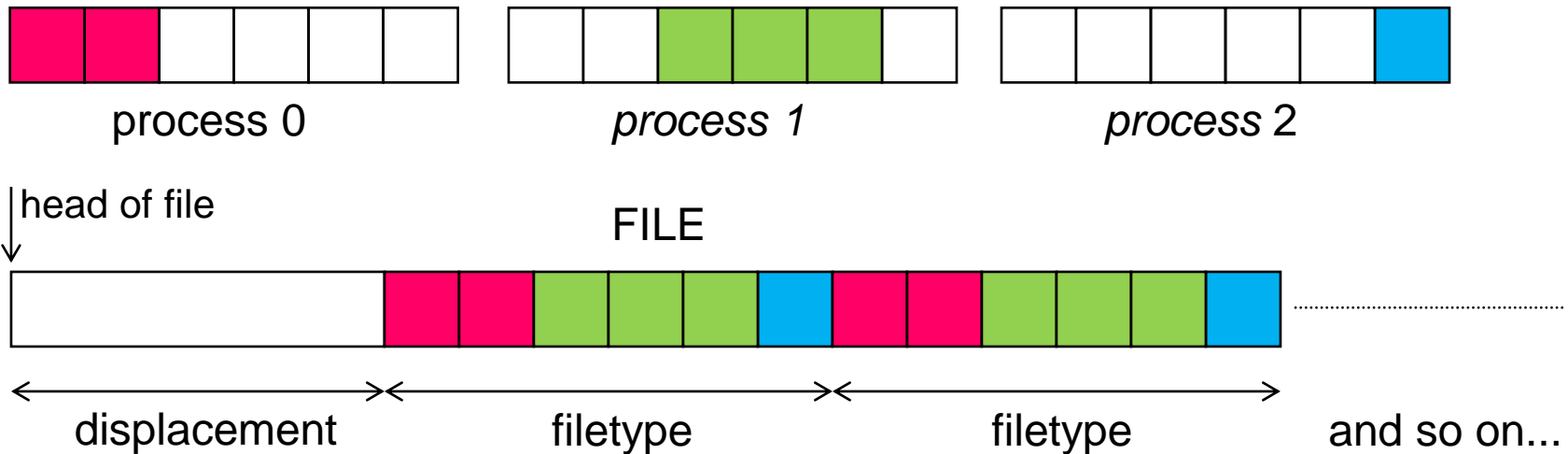
```

MPI_Datatype vect_t;
MPI_Type_vector(DIM_BUF, count_proc[myrank],6,MPI_INT, &vect_t);
MPI_Type_commit(&vect_t);
int size_int;
MPI_Type_size(MPI_INT,&size_int);
offset = (MPI_Offset)count_disp[myrank]*size_int;
MPI_File_set_view(fh,offset,MPI_INT,vect_t, "native",MPI_INFO_NULL);
MPI_File_write(fh, buf, my_dim_buf, MPI_INT, &mystatus);
  
```

II strategy: file view replication

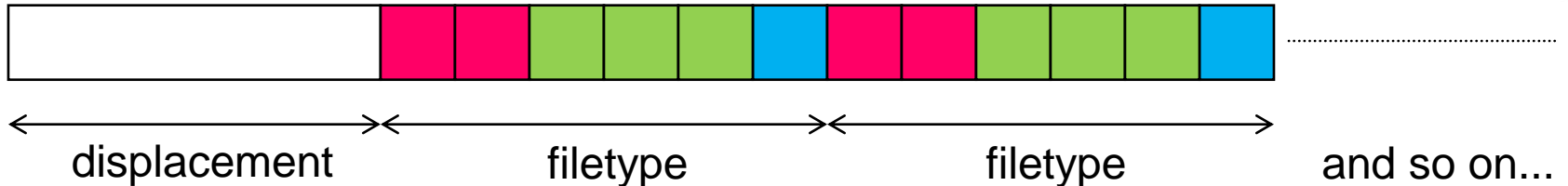
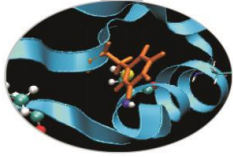


- If the whole amount of basic patterns is unknown, it is possible to exploit the replication mechanism of the MPI file view
 - define MPI contiguous with lengths 2, 3 and 1, respectively
 - resize the types adding holes (on the left and on the right)
 - set the file view with displacements to balance the left holes



- When writing more than a filetype, a replication occurs; as it happens when sending more than one data, setting the holes is crucial!

Use file view replication



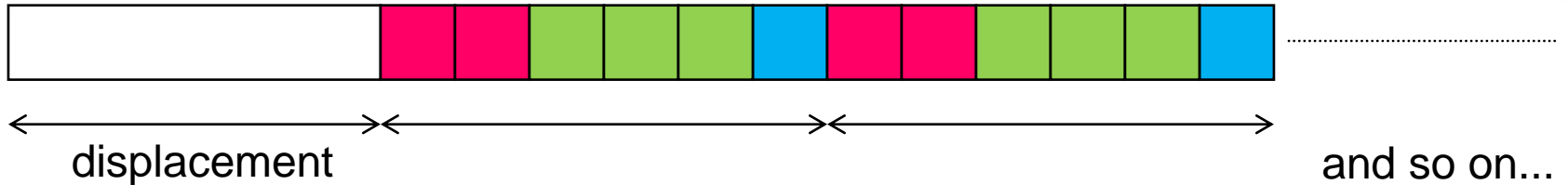
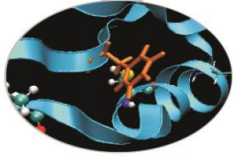
```

MPI_Datatype cont_t;
MPI_Type_contiguous(count_proc[myrank], MPI_INT, &cont_t);
MPI_Type_commit(&cont_t);

MPI_Aint lb_int, extent_int;
MPI_Type_get_extent(MPI_INT, &lb_int, &extent_int);
MPI_Aint lb_proc[]={0, -2*extent_int, -5*extent_int};
MPI_Datatype filetype;
MPI_Type_create_resized(cont_t, lb_proc[myrank], (MPI_Aint)
                        6*extent_int, &filetype);
MPI_Type_commit(&filetype);


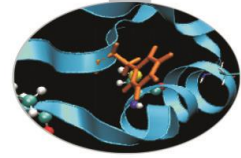
offset = -lb_proc[myrank];
MPI_File_set_view(fh, offset, MPI_INT, filetype, "native",
                 MPI_INFO_NULL);
MPI_File_write(fh, buf, my_dim_buf, MPI_INT, &mystatus);
  
```

How to replicate patterns?



- Which is the best replication strategy?
 - If possible, data-type replication is probably better (just one operation)
 - Surely, easier to be implemented
 - But exploiting file view replication is mandatory when the number of read/writes is not known *a priori*

Non-contiguous access: with known replication pattern


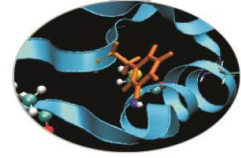


File written per row

2D-array distributed
column-wise

- Each process has to access small pieces of data scattered throughout a file
- Very expensive if implemented with separate reads/writes
- Use file type to implement the non-contiguous access
- Again, employ data-type replication mechanism

Non-contiguous access: with known replication pattern



2D-array distributed column-wise



File written per row

...

```
INTEGER :: count = 4
```

```
INTEGER, DIMENSION(count) :: buf
```

...

```
CALL MPI_TYPE_VECTOR(4, 1, 4, MPI_INTEGER, filetype, err)
```

```
CALL MPI_TYPE_COMMIT(filetype, err)
```

```
disp = myid * intsize
```

```
CALL MPI_FILE_SET_VIEW(file, disp, MPI_INTEGER, filetype,  
"native", MPI_INFO_NULL, err)
```

```
CALL MPI_FILE_WRITE(file, buf, count, MPI_INTEGER, status, err)
```

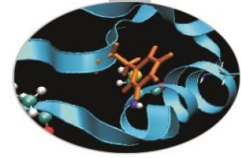


Hands-on 1: MPI-I/O basics

- Write a MPI code where each process stores the following memory layout



- Write a code that writes and reads a binary file in parallel according to the following three steps

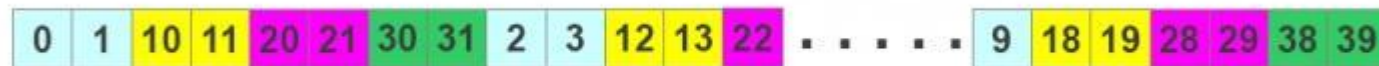


Hands-on 1: MPI-I/O basics

I) First process writes integers 0-9 from the beginning of the file, the second process writes integer 10-19 from the position 10 in the file and so on. Use the individual file pointers.

II) Re-open the file. Each process reads the data just written by using an explicit offset. Check that the reading has been performed correctly.


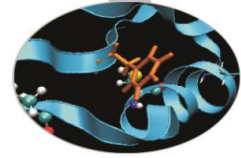
III) Each process writes the data just read, according to the following pattern (assuming that there are 4 processors):



- Check the result using the shell command:

```
od -i output.dat
```

Non-contiguous access: distributed matrix



- 2D array, size (m,n) distributed among six processes
- cartesian layout 2x3

- When distributing multi-dimensional arrays among processes, we want to write files which are independent of the decomposition
 - written according to a usual serial order, in row major order (C) or column major order (Fortran)
- The datatype subarray may easily handle this situation

Non-contiguous access: distributed matrix

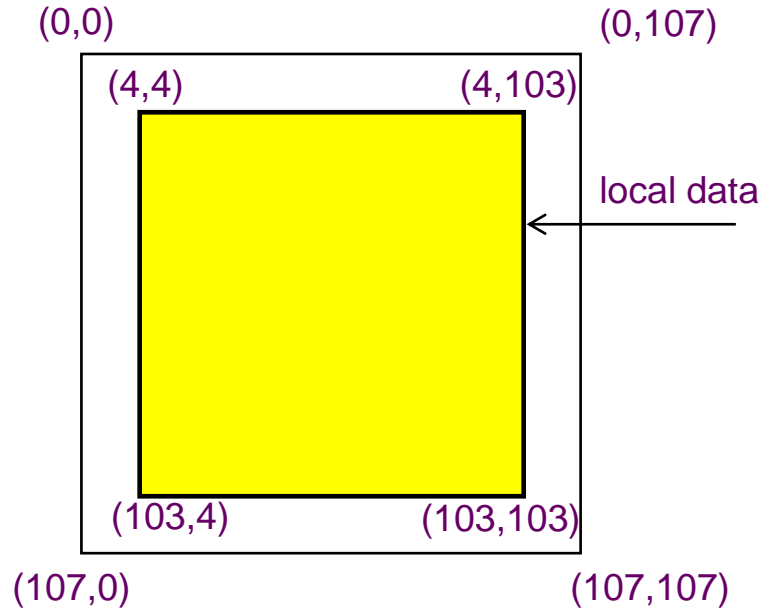
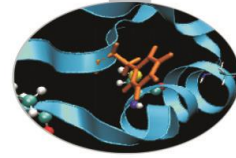


```
gsizes[0] = m; /* no. of rows in global array */
gsizes[1] = n; /* no. of columns in global array*/
psizes[0] = 2; /* no. of procs. in vertical dimension */
psizes[1] = 3; /* no. of procs. in horizontal dimension */
lsizes[0] = m/psizes[0]; /* no. of rows in local array */
lsizes[1] = n/psizes[1]; /* no. of columns in local array */
dims[0] = 2; dims[1] = 3;
periods[0] = periods[1] = 1;
```

```
MPI_Cart_create(MPI_COMM_WORLD, 2, dims, periods, 0, &comm);
MPI_Comm_rank(comm, &rank);
MPI_Cart_coords(comm, rank, 2, coords);
/* global indices of first element of local array */
start_indices[0] = coords[0] * lsizes[0];
start_indices[1] = coords[1] * lsizes[1];
```

```
MPI_Type_create_subarray(2, gsizes, lsizes, start_indices,
                          MPI_ORDER_C, MPI_FLOAT, &filetype);
MPI_Type_commit(&filetype);
```

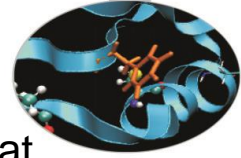
Ghost cells, typical case



- local array with sizes (100,100) allocated with sizes (108,108) to store ghost areas along edges
- ghost areas are filled with neighbouring processes data
- local data are stored from position (4,4)
- non-contiguous memory access is needed

- Local data may be considered as a subarray
- Using `MPI_Type_create_subarray` we can filter the local data creating a subarray
- This type will be used as access basic type to communicate or to perform I/O

Ghost cells, typical case



```
/* create a derived datatype describing the layout of local array in memory buffer that
   includes ghosts .This is just another sub-array datatype! */
```

```
memsizes[0] = lsizes[0] + 8; /* rows in allocated array */
```

```
memsizes[1] = lsizes[1] + 8; /* columns in allocated array */
```

```
/* indices of first local elements in the allocated array */
```

```
start_indices[0] = start_indices[1] = 4;
```

```
MPI_Type_create_subarray(2, memsizes, lsizes, start_indices,
    MPI_ORDER_C, MPI_FLOAT, &memtype);
```

```
MPI_Type_commit(&memtype);
```


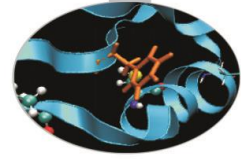
```
/* create filetype and set fileview as in subarray example */
```

```
...
```

```
/* write local data as one big new datatype */
```

```
MPI_File_write_all(fh, local_array, 1, memtype, &status);
```

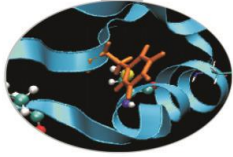

Simple Benchmark



- **Traditional I/O:** master process gathers data and perform I/O
- **MPI-IO:** use `MPI_Type_create_subarray` to define the view for each process and perform a collective call
- local grid (per process):
10000x10000 double-precision

processi	1	2	8	16	32
filesize (Mb)	763	1526	6103	12207	24414
Traditional-IO (s)	8	22	86	1738	3570
MPI-IO (s)	1	2	18	33	48

I/O performances are strongly affected by file-system, storage infra-structure, MPI implementation, network,...



IO can be performed collectively by all processes in a communicator

Same parameters as in independent IO functions (MPI_File_read etc)

- MPI_File_read_all
- MPI_File_write_all

- MPI_File_read_at_all
- MPI_File_write_at_all

- MPI_File_read_ordered
- MPI_File_write_ordered

All processes in communicator that opened file must call function

Performance potentially better than for individual functions

- Even if each processor reads a non-contiguous segment, in total the read is contiguous

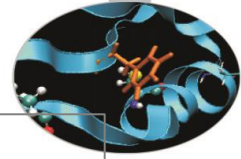


```
int MPI_File_write_all(MPI_File fh, void *buf, int count, MPI_Datatype
datatype, MPI_Status *status)
```

```
int MPI_File_read_all( MPI_File mpi_fh, void *buf, int count, MPI_Datatype
datatype, MPI_Status *status )
```

- With collective IO **ALL** the processors defined in a communicator execute the IO operation
- This allows to optimize the read/write procedure
- It is particularly effective for non atomic operations

Darray and collective IO 1/2



```
/* int MPI_Type_create_darray (int size, int rank, int ndims, int array_of_gsizes[],  
    int array_of_distribs[], int array_of_dargs[], int array_of_psizes[], int order,  
    MPI_Datatype oldtype, MPI_Datatype *newtype)
```

```
int gsizes[2], distribs[2], dargs[2], psizes[2];
```

```
gsizes[0] = m; /* no. of rows in global array */
```

```
gsizes[1] = n; /* no. of columns in global array*/
```

```
distribs[0] = MPI_DISTRIBUTE_BLOCK;
```

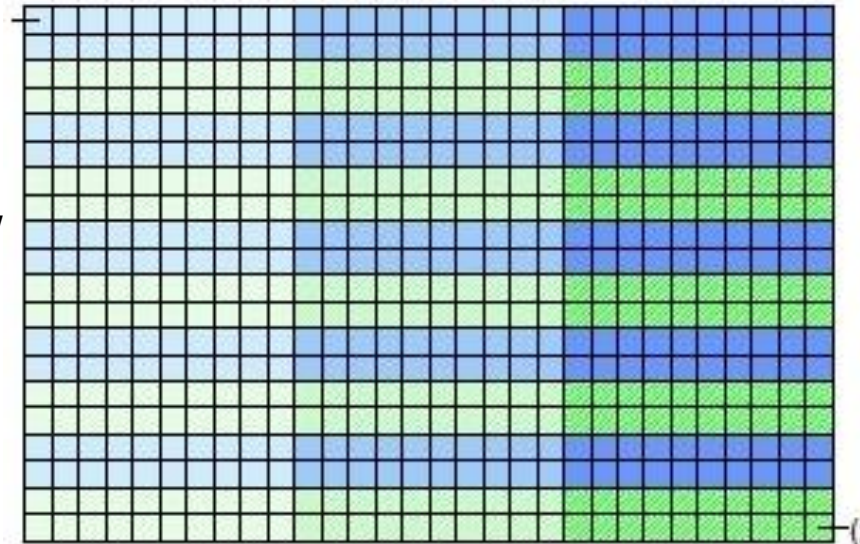
```
distribs[1] = MPI_DISTRIBUTE_BLOCK;
```

```
dargs[0] = MPI_DISTRIBUTE_DFLT_DARG;
```

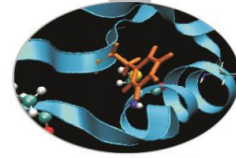
```
dargs[1] = MPI_DISTRIBUTE_DFLT_DARG;
```

```
psizes[0] = 2; /* no. of processes in vertical dimension of process grid */
```

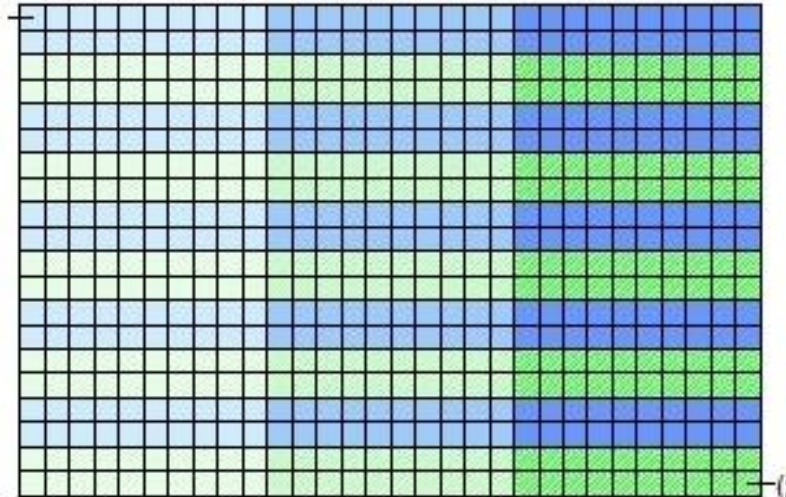
```
psizes[1] = 3; /* no. of processes in horizontal dimension of process grid */
```



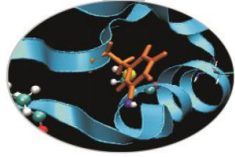
Darray and collective IO 2/2



```
MPI_Comm_rank(MPI_COMM_WORLD, &rank);  
MPI_Type_create_darray(6, rank, 2, gsizes, distribs, dargs,  
    psizes, MPI_ORDER_C, MPI_FLOAT, &filetype);  
MPI_Type_commit(&filetype);  
  
MPI_File_open(MPI_COMM_WORLD, "/pfs/datafile",  
    MPI_MODE_CREATE | MPI_MODE_WRONLY,  
    MPI_INFO_NULL, &fh);  
MPI_File_set_view(fh, 0, MPI_FLOAT, filetype, "native"  
    MPI_INFO_NULL);  
  
local_array_size = num_local_rows * num_local_cols;  
MPI_File_write_all(fh, local_array, local_array_size,  
    MPI_FLOAT, &status);  
  
MPI_File_close(&fh);
```



Independent, nonblocking IO



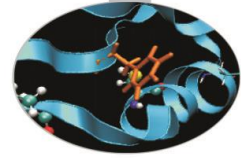
This is just like non blocking communication.

Same parameters as in blocking IO functions (MPI_File_read etc)

- MPI_File_iread
- MPI_File_iwrite
- MPI_File_iread_at
- MPI_File_iwrite_at
- MPI_File_iread_shared
- MPI_File_iwrite_shared

MPI_Wait must be used for synchronization.

Can be used to overlap IO with computation



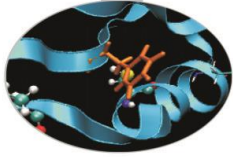
For collective IO only a restricted form of nonblocking IO is supported, called Split Collective.

```
MPI_File_read_all_begin( MPI_File mpi_fh, void *buf, int count, MPI_Datatype  
datatype )
```

```
...computation...
```

```
MPI_File_read_all_end( MPI_File mpi_fh, void *buf, MPI_Status *status );
```

- Collective operations may be split into two parts
- Only one active (pending) split or regular collective operation per file handle at any time
- Split collective operations do not match the corresponding regular collective operation
- Same BUF argument in `_begin` and `_end` calls

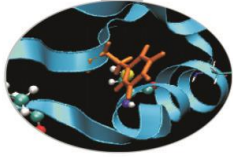


1. Each process has to read in the complete file

- Solution: `MPI_FILE_READ_ALL`
 - Collective with individual file pointers, same view (displacement, etype, filetype) on all processes
 - Internally: read in once from disk by several processes (striped), then distributed broadcast

2. The file contains a list of tasks, each task requires a different amount of computing time

- Solution: `MPI_FILE_READ_SHARED`
 - Non-collective with a shared file pointer
 - Same view on all processes (mandatory)



3. The file contains a list of tasks, each task requires the same amount of computing time

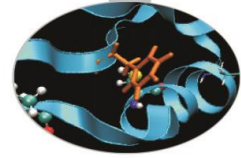
Solution A : `MPI_FILE_READ_ORDERED`

- Collective with a shared file pointer
- Same view on all processes (mandatory)

Solution B : `MPI_FILE_READ_ALL`

- Collective with individual file pointers
- Different views: filetype with `MPI_TYPE_CREATE_SUBARRAY`

Internally: both may be implemented in the same way.



4. The file contains a matrix, distributed block partitioning, each process reads a block

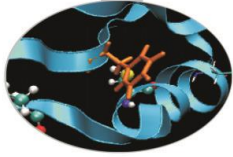
Solution: generate different filetypes with `MPI_TYPE_CREATE_DARRAY`

- The view of each process represents the block that is to be read by this process
- `MPI_FILE_READ_AT_ALL` with `OFFSET=0`
- Collective with explicit offset
- Reads the whole matrix collectively
- Internally: contiguous blocks read in by several processes (striped), then distributed with all-to-all.

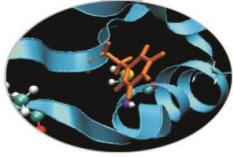
5. Each process has to read the complete file

Solution: `MPI_FILE_READ_ALL_BEGIN/END`

- Collective with individual file pointers
- Same view (displacement, etype, filetype) on all processes
- Internally: asynchronous read by several processes (striped) started, data distributed with bcast when striped reading has finished



- When designing your code, include I/O!
 - maximize the parallelism
 - if possible, use a single file as restart file and simulation output
 - minimize the usage of formatted output (do you actually need it?)
- Minimize the latency of file-system access
 - maximize the sizes of written chunks
 - use collective functions when possible
 - use derived datatypes for non-contiguous access
- If you are patient, read MPI standards, MPI-2.x or MPI-3.x
- Employ powerful and well-tested libraries based on MPI-I/O:
 - HDF5 or NetCDF



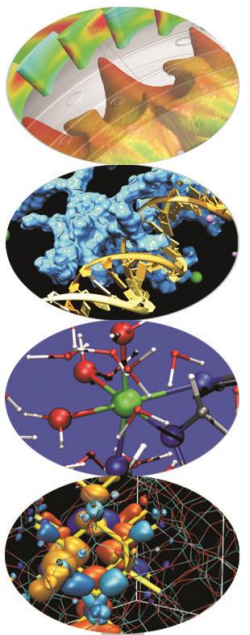
- MPI - The Complete Reference vol.2, The MPI Extensions (W.Gropp, E.Lusk et al. - 1998 MIT Press)
- Using MPI-2: Advanced Features of the Message-Passing Interface (W.Gropp, E.Lusk, R.Thakur - 1999 MIT Press)
- Standard MPI-2.x (or the last MPI-3.x) (<http://www.mpi-forum.org/docs>)
- Users Guide for ROMIO (Thakur, Ross, Lusk, Gropp, Latham)

- ... a bit of advertising:
corsi@cineca.it (<http://www.hpc.cineca.it>)

- ...practice practice practice



QUESTIONS ???





Hands-on 2: MPI-I/O & subarrays

- Write a program which decomposes an integer matrix (m x n) using a 2D MPI Cartesian grid

- Handle the remainders for non multiple sizes
- Fill the matrix with the row-linearized indexes

$$A_{ij} = m \cdot i + j$$

11	12	13
14	15	16
17	18	19
20	21	22

- Reconstruct the absolute indexes from the local ones
 - Remember that in C the indexes of arrays start from 0
- Writes to file the matrix using MPI-I/O collective write and using MPI data-types
 - Which data-type do you have to use?

Hands-on 2: MPI-I/O & subarrays



- Check the results using:
 - Shell Command

```
od -i output.dat
```
 - Parallel MPI-I/O read functions (similar to write structure)
 - Serial standard C and Fortran check
 - only rank=0 performs check
 - read row-by-row in C and column-by-column in Fortran and check each element of the row/columns
 - use binary files and fread in C
 - use unformatted and access='stream' in Fortran
- Which one is the most scrupulous check?
 - is the Parallel MPI-I/O check sufficient?